

**PLEASANT VALLEY RECREATION & PARK DISTRICT  
1605 E. BURNLEY ST., CAMARILLO, CA  
ADMINISTRATION OFFICE – ROOM #6**

**BOARD OF DIRECTORS  
SPECIAL MEETING AGENDA  
October 28, 2021**

**Please Note: Under current orders from the Ventura County Health Officer, all individuals, (whether vaccinated or unvaccinated) are required to wear a face covering at all times in indoor public settings and businesses. PVRPD thanks you for your cooperation and understanding.**

**5:00 P.M.                      SPECIAL MEETING**

**1. CALL TO ORDER**

**2. CLOSED SESSION**

**A. Conference with Labor Negotiations**

The Board will conduct a closed session, pursuant to Govt. Code Section 54957.6, with the District's negotiators, Mary Otten, Kathryn Drewry, and Board Counsel, regarding labor negotiations with the employee organization, SEIU Local 721.

**3. PLEDGE OF ALLEGIANCE**

**4. ROLL CALL**

**5. ADOPTION OF AGENDA**

**6. OPEN COMMUNICATIONS/PUBLIC FORUM**

In accordance with Government Code Section 54954.3, the Board reserves this time to hear from the public. Pursuant to Government Code Section 54956, no business other than what is set forth in this special meeting agenda may be considered by the Board. If you would like to speak about an item on the agenda, we would prefer you complete a Speaker Card and wait until it comes up. Speakers will be allowed three minutes to address the Board.

**7. PUBLIC HEARING**

**A. Public Hearing #4: Consideration of Proposed Maps for the District Voting Divisions and Election Sequencing Pursuant to Elections Code Section 10010 and 10650 and Adopt Resolution No. 693 Establishing By-Division Elections for the Board**

The Board will hold a public hearing for the purpose of receiving public comment regarding the content of draft maps of District voting division boundaries and the sequencing of district

elections. After conducting the public hearing, the Board may adopt Resolution No. 693 to establish voting division and the sequencing of the division elections.

Suggested Actions: The Board should consider the following:

- 1) Receive NDC's presentation of draft District voting division maps and the sequencing of division elections.
- 2) Conduct public comments to receive public comment on the draft maps and sequencing.
- 3) Select a preferred map and sequencing and adopt Resolution No. 693 establishing a map of divisions for division-based District elections and sequencing of elections for Pleasant Valley Recreation and Park District.

## 8. NEW ITEM

### **A. Dedication of Proposition 68 Per Capita Grant Funding Allocations**

The Board voted on October 6, 2021 to spend the funds for the Arneill Ranch Park Renovations with the request of staff to return with pricing and purchasing options for a replacement playground and/or restroom facility.

Suggested Actions: To consider the following:

- 1) Decide if any Per Capita Grant funding will be dedicated to Arneill Ranch Park Phase I construction project costs to cover the current shortfall in Quimby funding.
- 2) If a decision of funding being split between Phase I and Phase II costs is chosen, specify:
  - a. How much is dedicated to Phase I and to Phase II, and
  - b. What projects will be covered for Phase II
- 3) If a decision of funding to be dedicated solely to Phase II is chosen, specify:
  - a. What projects are to be covered, and
  - b. Approve staff to apply for the GameTime 50-50 Grant for a new playground structure if desired.

## 9. ADJOURNMENT

The next Regular Board Meeting is November 4, 2021 at 6:00 p.m.

**Note:** Written materials related to this agenda are available for public inspection in the Office of the Clerk of the Board located at 1605 E. Burnley Street, Camarillo during regular business hours two business days preceding the scheduled Special Board Meeting.

**Announcement:** Public Comment: Members of the public may address the Board on any agenda item before or during consideration of the item. [Government Code section 54954.3] Should you need special assistance (i.e. a disability-related modification or accommodations) to participate in the Board meeting or other District activities (including receipt of an agenda in an appropriate alternative format), as outlined in the Americans With Disabilities Act, or require further information, please contact the General Manager, at (805) 482-1996, extension 114. Please notify the General Manager 48 hours in advance to provide sufficient time to make a disability-related modification or reasonable accommodation.

**PLEASANT VALLEY RECREATION AND PARK DISTRICT  
STAFF REPORT / AGENDA REPORT**

**TO: BOARD OF DIRECTORS**

**FROM: MARY OTTEN, GENERAL MANAGER**

**DATE: October 28, 2021**

**SUBJECT: PUBLIC HEARING #4 – CONSIDERATION OF PROPOSED MAPS FOR THE DISTRICT VOTING DIVISIONS AND ELECTION SEQUENCING PURSUANT TO ELECTIONS CODE SECTION 10010 AND 10650 AND RESOLUTION NO. 693 ESTABLISHING BY-DIVISION ELECTIONS FOR THE BOARD**

**SUMMARY**

The Board will receive a presentation by National Demographics Company (NDC) with draft maps and sequencing options; hold a public hearing for the purpose of receiving public comment regarding the content of the draft maps of District voting division boundaries and the sequencing of district elections; provide direction on the preferred map(s) for additional analysis, revisions, or comment; review new maps submitted by members of the public; and provide comments on the election sequencing for the divisions to be established (i.e., which divisions should be up for election in 2022 with the remainder in 2024). After conducting the public hearing, the Board may adopt Resolution No. 693 to establish voting divisions and the sequencing of the division elections.

**BACKGROUND**

The District currently holds at-large elections whereby all voters in the District vote for all elected officials. Candidates may reside anywhere within the District. In a division-based system, District Board member candidates may only run for office within the geographical division they reside in, and voters are restricted to voting for candidates residing in their division.

On May 12, 2020, the District received a letter from attorney Kevin Shenkman on behalf of the Southwest Voter Registration Education Project and its member allegedly residing in the District, alleging that the District's at-large system of elections violates the California Voting Rights Act, demanding that the District switch to a division-based system of elections, and threatening to sue the District if the District does not voluntarily switch to a division-based system of elections ("Letter"). The Letter specifically alleges that the District's at-large election system dilutes the ability of Latinos to elect candidates of their choice or otherwise influence the outcome of the District's elections.

The District is organized under the Recreation and Park District Law, which generally provides that members of the District Board may be elected "at large" or "from divisions" provided that such system of elections is approved by voters. (Public Resources Code § 5785.) However, under Elections Code Section 10650, notwithstanding any other law, a governing body of a special district may require, by resolution, that the members of its governing body be elected using division-based elections without being required to submit the resolution to the voters for approval.

The resolution shall include a declaration that the change in the method of electing members of the governing body is being made in furtherance of the purposes of the California Voting Rights Act of 2001. Therefore, the District may transition to division-based elections by adopting a resolution after following the procedures described below.

On August 13, 2021, the District Board adopted Resolution No. 686, declaring the Board's intention to transition from at-large elections for members of the Board, to division-based elections. At this meeting, the Board also approved a professional services agreement with National Demographics Corporation (NDC) to assist the District with the preparation of information and data as the District transitions from at-large to division-based elections.

### **First Public Hearing**

On September 8, 2021, the District Board conducted the first of two public hearings required to be held before the Board could start considering potential voting division maps. The purpose of these initial hearings is to educate the Board and public on the legal requirements for the composition of the District voting divisions and required criteria the Board must apply as well as the optional criteria the Board may follow in drawing divisions. Doug Johnson, with NDC, presented information on the division process.

### **Second Public Hearing**

On September 21, 2021, Doug Johnson, from NDC, again presented information on the division process as the District Board conducted the second of the initial two public hearings on the composition of the District voting divisions. After conducting the public hearing, the Board directed NDC to prepare up to three division elections maps for consideration at the public hearing scheduled for October 6, 2021. In compliance with state law, these maps were posted to the District's website no later than September 29, 2021.

Any map(s) that any member of the public wanted the Board to consider which were received by the District no later than September 27, 2021 were also posted on the District's website no later than September 29, 2021.

As noted in previous meetings, the mandatory criteria that the District must comply with when the actual divisions are created include:

1. The divisions must be as nearly equal in population as possible
2. Race cannot be the "predominant" factor or criteria when drawing divisions
3. Compliance with the Federal Voting Rights Act (FVRA)
4. Compliance with the California Voting Rights Act (CVRA)

And the optional criteria include:

1. Topography
2. Geography
3. Cohesiveness, continuity, integrity, and compactness of territory
4. Communities of interests
5. Avoiding "pairing" of incumbents in the same district, insofar as this does not conflict with the constitution and laws of the State of California and the United States
6. Consideration of the areas of new residential development

### **Third Public Hearing**

At least two public hearings are required once maps have been drawn, before a map and election sequencing may be selected and adopted. The District's third public hearing was held on October 6, 2021. At this meeting, the Board received a presentation from NDC on five proposed maps, three maps prepared by NDC and two received from a member of the public and heard public testimony regarding the five proposed maps. The Board provided direction on the maps and confirmed the date of the next public hearing to consider adoption of a resolution establishing division-based elections and sequencing of elections on October 28, 2021.

The public was encouraged to propose additional division maps, with a deadline for members of the public to submit draft division maps for the fourth Public Hearing on October 18, 2021, at 5:00 p.m. This deadline was needed to meet the publication timeframe required under the Elections Code.

A fourth map was prepared by NDC and timely uploaded to the District's website. All maps that have been timely received by the District are included as Exhibit 1.

### **ANALYSIS**

The focus of Public Hearing #4 is to review the proposed division maps submitted by members of the public and those prepared by NDC, to receive public testimony regarding the proposed maps, and to continue discussing the order in which divisions would come up for election, referred to as sequencing. After conducting this fourth public hearing, the Board may adopt a division map and establish election sequencing by adopting the attached Resolution establishing division-based elections and sequencing.

It is requested that the District Board review all of the maps submitted, and suggestions received regarding sequencing and receive public comment on these issues. Following the receipt of all public testimony, it is requested that the Board discuss and determine if it desires to select a preferred map and order of sequencing for adoption, request NDC to further adjust any of the proposed division lines in any of the maps to be brought back for further consideration, and/or request the creation of a new map or maps.

If the Board decides to approve one of the published proposed maps, then the Board may adopt Resolution No. 693 approving the maps and setting the election sequencing. Thereafter, division-based elections will be implemented, commencing with the 2022 election cycle.

Currently, if needed, a fifth public hearing is scheduled for November 4, 2021; however, should there be any map adjustments or new maps to be discussed at the fifth public hearing, the date would need to be adjusted. At a minimum, the date would need to be moved to November 5<sup>th</sup> to meet the publication timeframe required under the Elections Code. Moreover, this meeting would need to take place no later than November 9, 2021, to stay within the safe harbor provided under the CVRA to protect the District from being sued by someone alleging that the District is not complying with the CVRA.

### **FISCAL IMPACT**

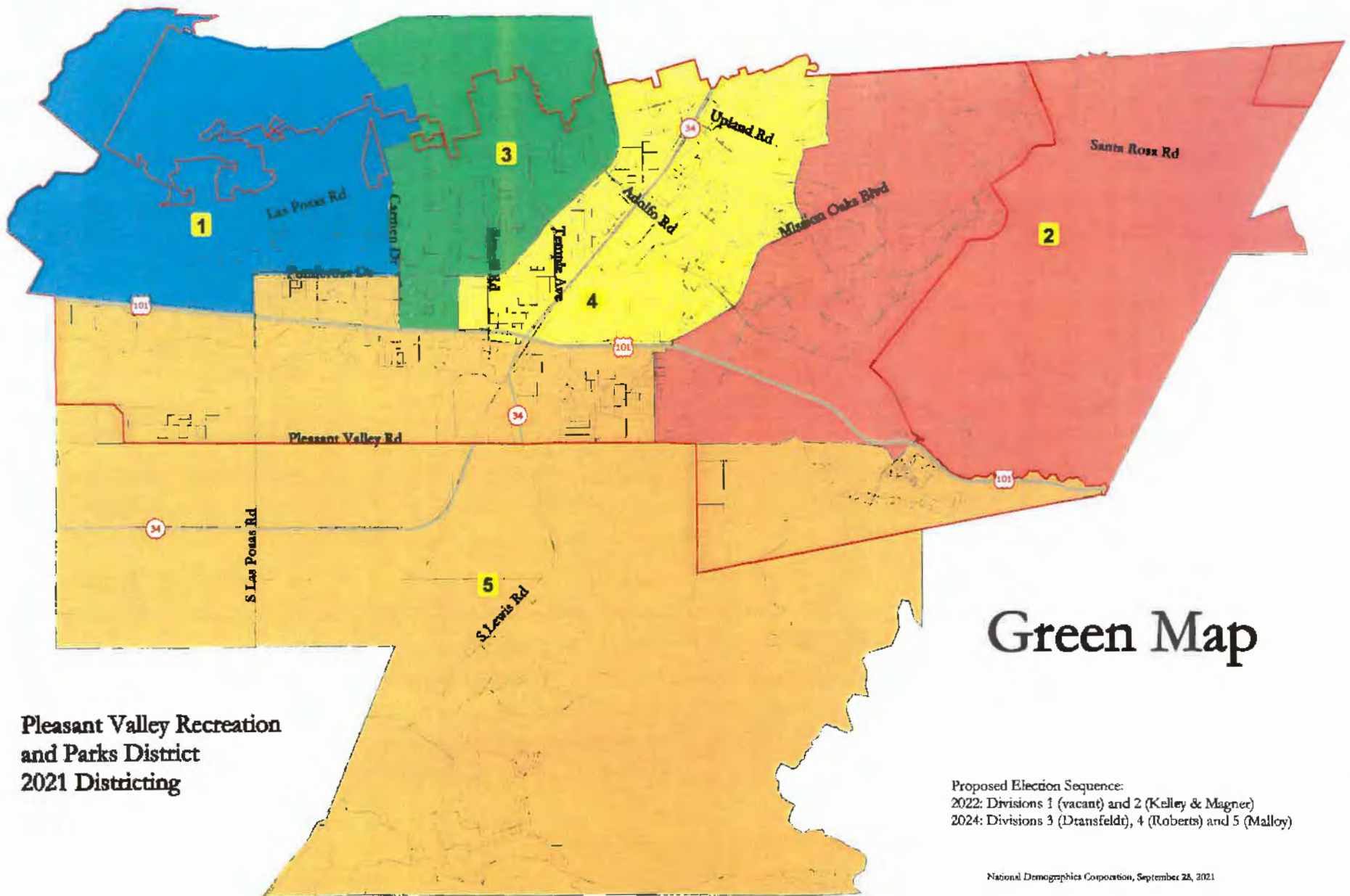
The initial cost to move from an at-large election to division-based elections is currently estimated to cost the District approximately \$60,000 - \$80,000. These costs include the District's demographer, public meetings, attorneys' fees, and a one-time payment of approximately \$32,000 to Mr. Shenkman's clients, which payment is required by state law. These costs are included in the adopted 2021-2022 budget.

### **RECOMMENDATION**

1. Receive NDC's presentation of draft District voting division maps and the sequencing of division elections.
2. Conduct public comments to receive public comment on the draft maps and sequencing.
3. Select a preferred map and sequencing and adopt Resolution No. 693 establishing a map of divisions for division-based District elections and sequencing of elections for Pleasant Valley Recreation and Park District.

### **ATTACHMENTS**

- 1) Proposed Maps – Green, Orange, Purple, Mishler 12, Mishler 23 (10 pages)
- 2) Additional Maps - Tan, Major Roads Map, Mishler 24, Mishler 28 (8 pages)
- 3) Resolution No. 693 (3 pages)



# Green Map

**Pleasant Valley Recreation  
and Parks District  
2021 Districting**

Proposed Election Sequence:  
 2022: Divisions 1 (vacant) and 2 (Kelley & Magner)  
 2024: Divisions 3 (Dransfeldt), 4 (Roberts) and 5 (Malloy)

National Demographics Corporation, September 28, 2021

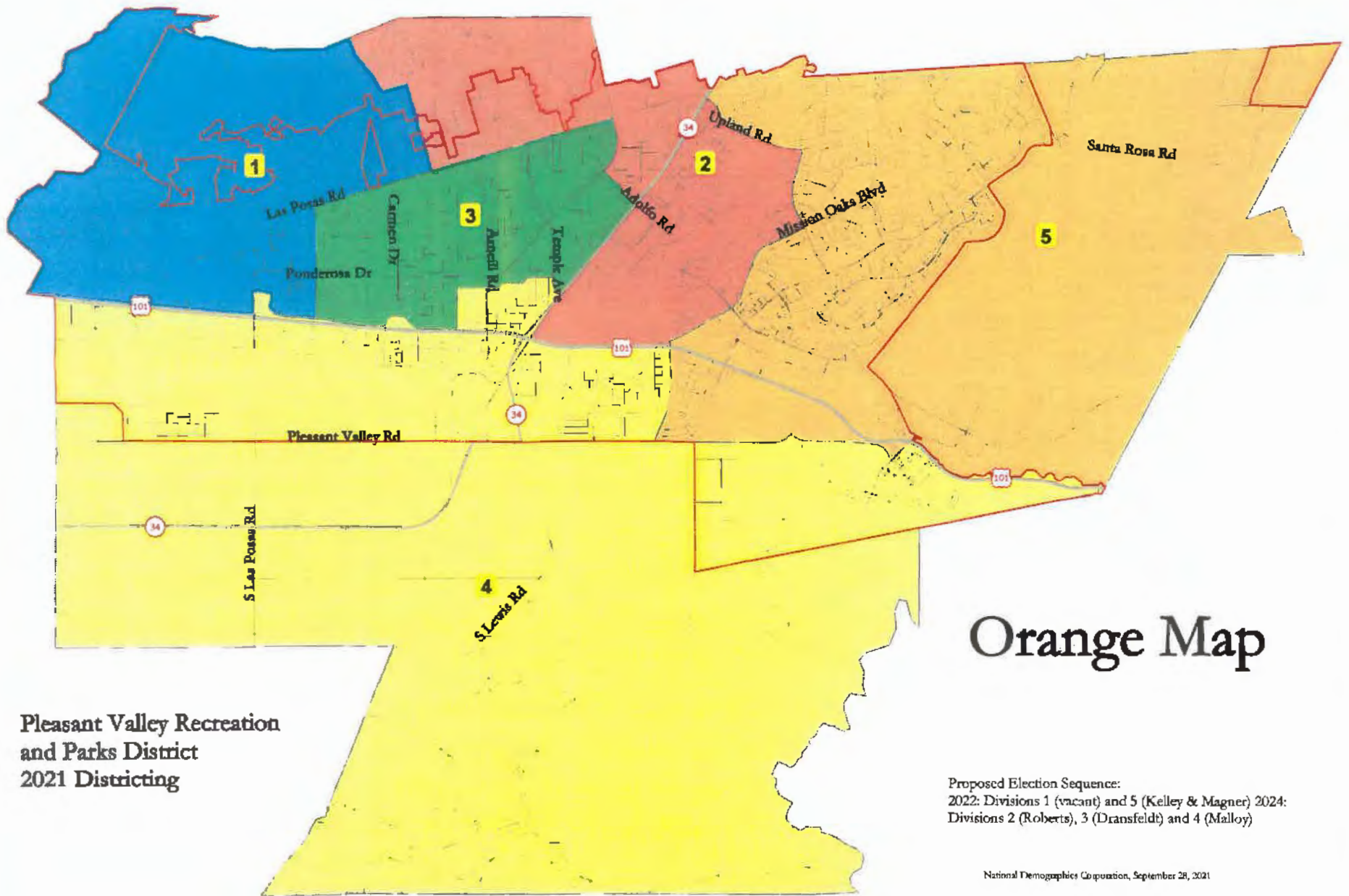
©2021 CALIPER

**PVRPD - Green Map**

| Category                        | Field                             | 1      | 2      | 3      | 4      | 5      | Total  |
|---------------------------------|-----------------------------------|--------|--------|--------|--------|--------|--------|
| 2020 Census                     | Total Population                  | 15,626 | 15,653 | 15,735 | 15,503 | 16,419 | 78,936 |
|                                 | Population Deviation              | -161   | -134   | -52    | -284   | 632    | 916    |
|                                 | Pct. Deviation                    | -1.02% | -0.85% | -0.33% | -1.80% | 4.00%  | 5.80%  |
| Total Pop.                      | Hispanic/Latino                   | 25%    | 20%    | 28%    | 34%    | 30%    | 27%    |
|                                 | NH White                          | 53%    | 64%    | 57%    | 46%    | 47%    | 54%    |
|                                 | NH Black                          | 4%     | 2%     | 2%     | 2%     | 4%     | 3%     |
|                                 | NH Asian/Pac.Isl.                 | 15%    | 13%    | 11%    | 16%    | 17%    | 14%    |
|                                 | NH Native Amer.                   | 1%     | 1%     | 1%     | 1%     | 1%     | 1%     |
| Citizen Voting Age Pop          | Total                             | 10,324 | 12,497 | 11,862 | 10,840 | 12,177 | 57,700 |
|                                 | Hisp                              | 16%    | 19%    | 22%    | 29%    | 29%    | 23%    |
|                                 | NH White                          | 66%    | 71%    | 67%    | 59%    | 55%    | 64%    |
|                                 | NH Black                          | 4%     | 1%     | 1%     | 1%     | 3%     | 2%     |
|                                 | Asian/Pac.Isl.                    | 14%    | 9%     | 8%     | 11%    | 12%    | 11%    |
|                                 | Native Amer.                      | 1%     | 1%     | 1%     | 1%     | 1%     | 1%     |
| Voter Registration (Nov 2020)   | Total                             | 10,341 | 11,933 | 11,258 | 10,139 | 9,173  | 52,844 |
|                                 | Latino est.                       | 19%    | 15%    | 21%    | 27%    | 24%    | 21%    |
|                                 | Spanish-Surnamed                  | 18%    | 14%    | 20%    | 25%    | 22%    | 19%    |
|                                 | Asian-Surnamed                    | 5%     | 4%     | 3%     | 6%     | 5%     | 5%     |
|                                 | Filipino-Surnamed                 | 2%     | 1%     | 1%     | 2%     | 2%     | 2%     |
|                                 | NH White est.                     | 72%    | 80%    | 74%    | 66%    | 66%    | 72%    |
|                                 | NH Black                          | 3%     | 1%     | 2%     | 1%     | 3%     | 2%     |
| Voter Turnout (Nov 2020)        | Total                             | 9,127  | 10,751 | 9,918  | 8,741  | 7,840  | 46,377 |
|                                 | Latino est.                       | 18%    | 14%    | 20%    | 25%    | 23%    | 20%    |
|                                 | Spanish-Surnamed                  | 17%    | 13%    | 18%    | 23%    | 21%    | 18%    |
|                                 | Asian-Surnamed                    | 5%     | 4%     | 3%     | 6%     | 5%     | 5%     |
|                                 | Filipino-Surnamed                 | 2%     | 1%     | 1%     | 2%     | 2%     | 2%     |
|                                 | NH White est.                     | 72%    | 80%    | 74%    | 66%    | 66%    | 72%    |
|                                 | NH Black                          | 3%     | 1%     | 2%     | 1%     | 3%     | 2%     |
| Voter Turnout (Nov 2018)        | Total                             | 6,326  | 8,427  | 7,758  | 6,044  | 5,127  | 33,682 |
|                                 | Latino est.                       | 15%    | 11%    | 16%    | 21%    | 19%    | 16%    |
|                                 | Spanish-Surnamed                  | 14%    | 10%    | 15%    | 20%    | 18%    | 15%    |
|                                 | Asian-Surnamed                    | 4%     | 4%     | 3%     | 4%     | 4%     | 4%     |
|                                 | Filipino-Surnamed                 | 1%     | 1%     | 1%     | 2%     | 2%     | 1%     |
|                                 | NH White est.                     | 77%    | 84%    | 78%    | 70%    | 70%    | 77%    |
|                                 | NH Black est.                     | 3%     | 1%     | 2%     | 1%     | 3%     | 2%     |
| Age                             | age0-19                           | 24%    | 18%    | 24%    | 27%    | 21%    | 23%    |
|                                 | age20-60                          | 43%    | 46%    | 49%    | 51%    | 62%    | 50%    |
|                                 | age60plus                         | 32%    | 36%    | 27%    | 21%    | 16%    | 27%    |
| Immigration                     | immigrants                        | 14%    | 12%    | 13%    | 17%    | 18%    | 15%    |
|                                 | naturalized                       | 72%    | 78%    | 59%    | 58%    | 54%    | 63%    |
| Language spoken at home         | english                           | 80%    | 80%    | 75%    | 72%    | 71%    | 76%    |
|                                 | spanish                           | 9%     | 9%     | 17%    | 19%    | 17%    | 14%    |
|                                 | asian-lang                        | 8%     | 7%     | 5%     | 5%     | 8%     | 6%     |
|                                 | other lang                        | 4%     | 4%     | 3%     | 4%     | 5%     | 4%     |
| Language Fluency                | Speaks Eng. "Less than Very Well" | 6%     | 5%     | 6%     | 8%     | 8%     | 7%     |
| Education (among those age 25+) | hs-grad                           | 39%    | 41%    | 41%    | 38%    | 40%    | 40%    |
|                                 | bachelor                          | 26%    | 28%    | 25%    | 26%    | 26%    | 26%    |
|                                 | graduatedegree                    | 21%    | 17%    | 16%    | 14%    | 13%    | 16%    |
| Child in Household              | child-under18                     | 29%    | 21%    | 30%    | 35%    | 24%    | 27%    |
| Pct of Pop. Age 16+             | employed                          | 58%    | 56%    | 62%    | 65%    | 69%    | 62%    |
| Household Income                | income 0-25k                      | 10%    | 12%    | 9%     | 14%    | 13%    | 12%    |
|                                 | income 25-50k                     | 11%    | 14%    | 12%    | 13%    | 15%    | 13%    |
|                                 | income 50-75k                     | 10%    | 13%    | 16%    | 10%    | 20%    | 14%    |
|                                 | income 75-200k                    | 46%    | 46%    | 51%    | 49%    | 41%    | 46%    |
|                                 | income 200k-plus                  | 23%    | 15%    | 12%    | 13%    | 11%    | 15%    |
| Housing Stats                   | single family                     | 85%    | 91%    | 91%    | 83%    | 57%    | 81%    |
|                                 | multi-family                      | 15%    | 9%     | 9%     | 17%    | 43%    | 19%    |
|                                 | rented                            | 32%    | 25%    | 28%    | 33%    | 57%    | 35%    |
|                                 | owned                             | 68%    | 75%    | 72%    | 67%    | 43%    | 65%    |

Total population data from California's adjusted 2020 Census data. Citizen Voting Age Population, Age, Immigration, and other demographics from the 2015-2019 American Community Survey and Special Tabulation 5-year data. Turnout and Registration data from California Statewide Database ("Latino" figures calculated by NDC using Census Bureau's Latino undercount by surname estimate).





# Orange Map

Pleasant Valley Recreation  
and Parks District  
2021 Districting

Proposed Election Sequence:  
2022: Divisions 1 (vacant) and 5 (Kelley & Magner) 2024:  
Divisions 2 (Roberts), 3 (Dransfeldt) and 4 (Malloy)

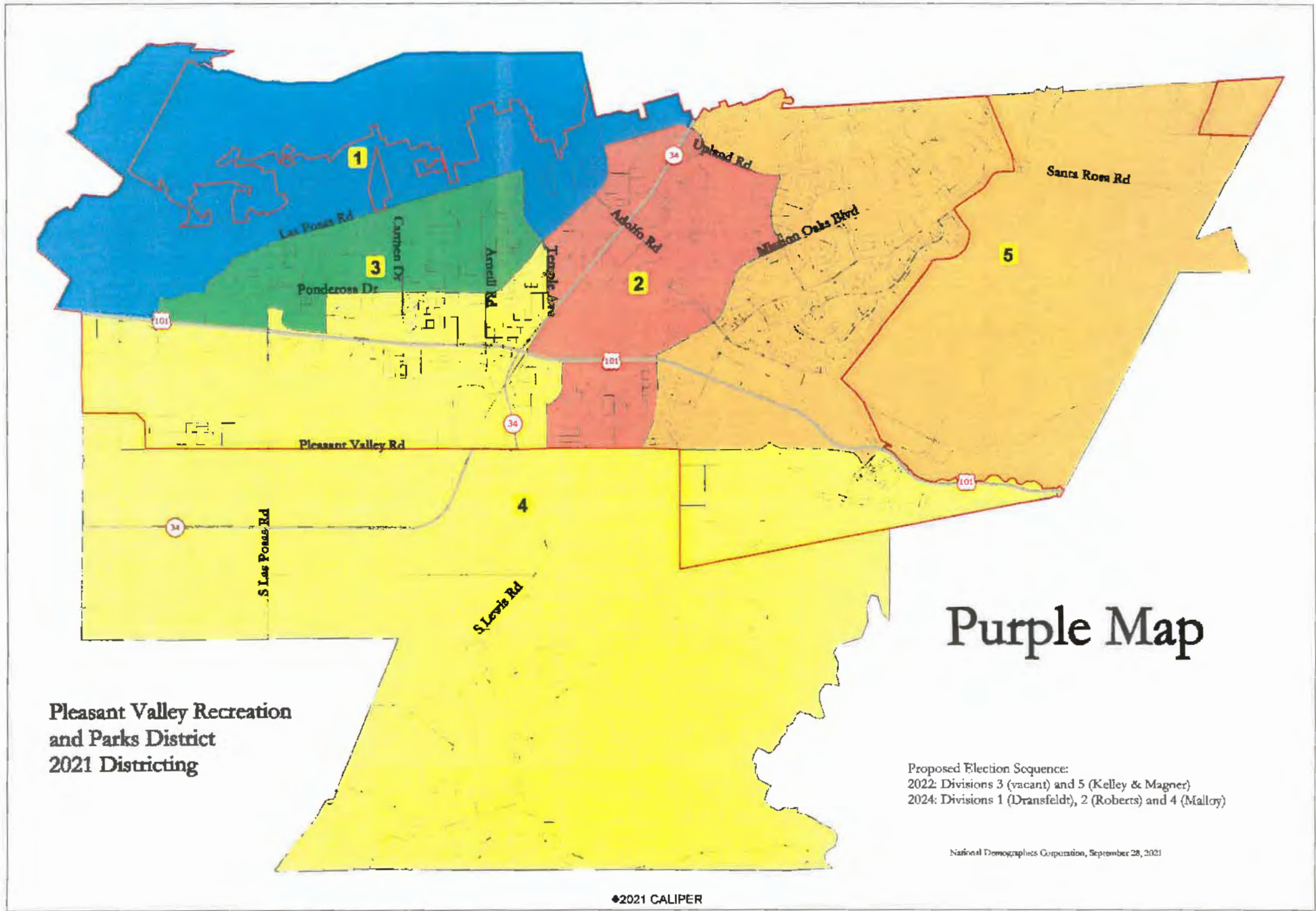
National Demographics Corporation, September 28, 2021

◆2021 CALIPER

**PVRPD - Orange Map**

| Category                        | Field                             | 1      | 2      | 3      | 4      | 5      | Total  |
|---------------------------------|-----------------------------------|--------|--------|--------|--------|--------|--------|
| 2020 Census                     | Total Population                  | 16,019 | 15,801 | 16,376 | 15,278 | 15,462 | 78,936 |
|                                 | Population Deviation              | 232    | 14     | 589    | -509   | -325   | 1,098  |
|                                 | Pct. Deviation                    | 1.47%  | 0.09%  | 3.73%  | -3.22% | -2.06% | 6.96%  |
| Total Pop.                      | Hispanic/Latino                   | 25%    | 25%    | 33%    | 35%    | 18%    | 27%    |
|                                 | NH White                          | 52%    | 56%    | 50%    | 45%    | 65%    | 54%    |
|                                 | NH Black                          | 5%     | 2%     | 2%     | 3%     | 2%     | 3%     |
|                                 | NH Asian/Pac.Isl.                 | 16%    | 15%    | 12%    | 15%    | 14%    | 14%    |
|                                 | NH Native Amer.                   | 1%     | 1%     | 1%     | 1%     | 1%     | 1%     |
| Citizen Voting Age Pop          | Total                             | 10,425 | 11,630 | 11,850 | 11,408 | 12,387 | 57,700 |
|                                 | Hisp                              | 17%    | 22%    | 24%    | 34%    | 18%    | 23%    |
|                                 | NH White                          | 66%    | 66%    | 63%    | 54%    | 71%    | 64%    |
|                                 | NH Black                          | 4%     | 2%     | 2%     | 3%     | 1%     | 2%     |
|                                 | Asian/Pac.Isl.                    | 13%    | 11%    | 11%    | 9%     | 9%     | 11%    |
| Voter Registration (Nov 2020)   | Total                             | 10,340 | 11,217 | 10,979 | 8,418  | 11,890 | 52,844 |
|                                 | Latino est.                       | 19%    | 20%    | 27%    | 26%    | 14%    | 21%    |
|                                 | Spanish-Surnamed                  | 18%    | 19%    | 24%    | 24%    | 13%    | 19%    |
|                                 | Asian-Surnamed                    | 5%     | 5%     | 3%     | 5%     | 5%     | 5%     |
|                                 | Filipino-Surnamed                 | 2%     | 2%     | 2%     | 2%     | 1%     | 2%     |
|                                 | NH White est.                     | 72%    | 73%    | 69%    | 64%    | 79%    | 72%    |
| Voter Turnout (Nov 2020)        | Total                             | 9,109  | 9,908  | 9,443  | 7,170  | 10,747 | 46,377 |
|                                 | Latino est.                       | 18%    | 19%    | 25%    | 24%    | 14%    | 20%    |
|                                 | Spanish-Surnamed                  | 17%    | 17%    | 23%    | 23%    | 13%    | 18%    |
|                                 | Asian-Surnamed                    | 5%     | 5%     | 3%     | 5%     | 5%     | 5%     |
|                                 | Filipino-Surnamed                 | 2%     | 2%     | 2%     | 2%     | 1%     | 2%     |
|                                 | NH White est.                     | 72%    | 73%    | 69%    | 64%    | 79%    | 72%    |
| Voter Turnout (Nov 2018)        | Total                             | 6,124  | 7,925  | 6,304  | 4,864  | 8,465  | 33,682 |
|                                 | Latino est.                       | 14%    | 16%    | 20%    | 20%    | 11%    | 16%    |
|                                 | Spanish-Surnamed                  | 13%    | 15%    | 19%    | 19%    | 10%    | 15%    |
|                                 | Asian-Surnamed                    | 4%     | 4%     | 3%     | 4%     | 4%     | 4%     |
|                                 | Filipino-Surnamed                 | 2%     | 2%     | 1%     | 1%     | 1%     | 1%     |
|                                 | NH White est.                     | 78%    | 76%    | 74%    | 69%    | 83%    | 77%    |
| Age                             | age0-19                           | 25%    | 27%    | 24%    | 22%    | 18%    | 23%    |
|                                 | age20-60                          | 45%    | 49%    | 53%    | 59%    | 45%    | 50%    |
|                                 | age60plus                         | 29%    | 24%    | 23%    | 19%    | 37%    | 27%    |
| Immigration                     | immigrants                        | 16%    | 13%    | 17%    | 16%    | 12%    | 15%    |
|                                 | naturalized                       | 63%    | 62%    | 53%    | 62%    | 78%    | 63%    |
| Language spoken at home         | english                           | 79%    | 79%    | 68%    | 71%    | 80%    | 76%    |
|                                 | spanish                           | 10%    | 13%    | 20%    | 20%    | 9%     | 14%    |
|                                 | asian-lang                        | 8%     | 5%     | 8%     | 5%     | 7%     | 6%     |
|                                 | other lang                        | 4%     | 3%     | 4%     | 4%     | 4%     | 4%     |
| Language Fluency                | Speaks Eng. "Less than Very Well" | 7%     | 5%     | 9%     | 7%     | 5%     | 7%     |
| Education (among those age 25+) | hs-grad                           | 40%    | 38%    | 42%    | 39%    | 41%    | 40%    |
|                                 | bachelor                          | 25%    | 29%    | 24%    | 26%    | 28%    | 26%    |
|                                 | graduatedegree                    | 19%    | 17%    | 15%    | 13%    | 18%    | 16%    |
| Child in Household              | child-under18                     | 30%    | 33%    | 29%    | 25%    | 21%    | 27%    |
| Pct of Pop. Age 16+             | employed                          | 62%    | 64%    | 64%    | 64%    | 56%    | 62%    |
| Household Income                | income 0-25k                      | 8%     | 10%    | 12%    | 16%    | 12%    | 12%    |
|                                 | income 25-50k                     | 13%    | 12%    | 12%    | 14%    | 14%    | 13%    |
|                                 | income 50-75k                     | 12%    | 11%    | 19%    | 14%    | 13%    | 14%    |
|                                 | income 75-200k                    | 44%    | 49%    | 49%    | 42%    | 45%    | 46%    |
|                                 | income 200k-plus                  | 22%    | 17%    | 8%     | 13%    | 15%    | 15%    |
| Housing Stats                   | single family                     | 80%    | 88%    | 73%    | 73%    | 91%    | 81%    |
|                                 | multi-family                      | 20%    | 12%    | 27%    | 27%    | 9%     | 19%    |
|                                 | rented                            | 36%    | 28%    | 41%    | 46%    | 25%    | 35%    |
|                                 | owned                             | 64%    | 72%    | 59%    | 54%    | 75%    | 65%    |

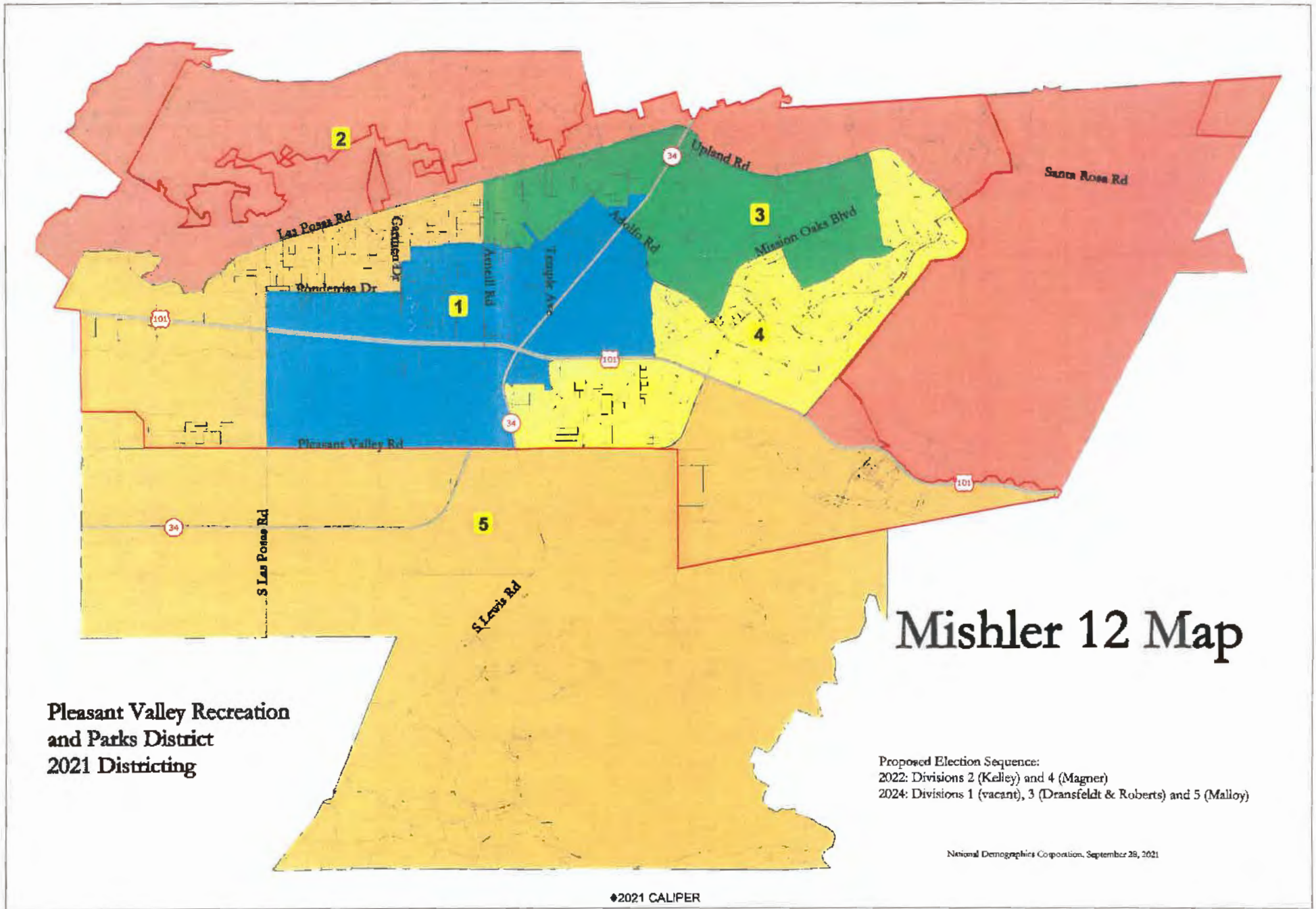
Total population data from California's adjusted 2020 Census data. Citizen Voting Age Population, Age, Immigration, and other demographics from the 2015-2019 American Community Survey and Special Tabulation 5-year data. Turnout and Registration data from California Statewide Database ("Latino" figures calculated by NDC using Census Bureau's Latino undercount by surname estimate).



**PVRPD - Purple Map**

| Category                        | Field                             | 1      | 2      | 3      | 4      | 5      | Total  |
|---------------------------------|-----------------------------------|--------|--------|--------|--------|--------|--------|
| 2020 Census                     | Total Population                  | 16,184 | 16,231 | 15,711 | 15,348 | 15,462 | 78,936 |
|                                 | Population Deviation              | 397    | 444    | -76    | -439   | -325   | 883    |
|                                 | Pct. Deviation                    | 2.51%  | 2.81%  | -0.48% | -2.78% | -2.06% | 5.59%  |
| Total Pop.                      | Hispanic/Latino                   | 22%    | 28%    | 30%    | 37%    | 18%    | 27%    |
|                                 | NH White                          | 62%    | 48%    | 47%    | 46%    | 65%    | 54%    |
|                                 | NH Black                          | 2%     | 3%     | 5%     | 3%     | 2%     | 3%     |
|                                 | NH Asian/Pac.Isl.                 | 12%    | 19%    | 15%    | 12%    | 14%    | 14%    |
|                                 | NH Native Amer.                   | 1%     | 1%     | 1%     | 1%     | 1%     | 1%     |
| Citizen Voting Age Pop          | Total                             | 12,515 | 10,766 | 9,816  | 12,216 | 12,387 | 57,700 |
|                                 | Hisp                              | 19%    | 26%    | 21%    | 33%    | 18%    | 23%    |
|                                 | NH White                          | 69%    | 61%    | 63%    | 55%    | 71%    | 64%    |
|                                 | NH Black                          | 2%     | 2%     | 4%     | 3%     | 1%     | 2%     |
|                                 | Asian/Pac.Isl.                    | 10%    | 12%    | 11%    | 9%     | 9%     | 11%    |
|                                 | Native Amer.                      | 2%     | 1%     | 1%     | 1%     | 1%     | 1%     |
| Voter Registration (Nov 2020)   | Total                             | 12,327 | 10,684 | 9,478  | 8,465  | 11,890 | 52,844 |
|                                 | Latino est.                       | 17%    | 24%    | 25%    | 28%    | 14%    | 21%    |
|                                 | Spanish-Surnamed                  | 15%    | 22%    | 23%    | 26%    | 13%    | 19%    |
|                                 | Asian-Surnamed                    | 5%     | 7%     | 4%     | 3%     | 5%     | 5%     |
|                                 | Filipino-Surnamed                 | 1%     | 3%     | 2%     | 1%     | 1%     | 2%     |
|                                 | NH White est.                     | 77%    | 67%    | 67%    | 66%    | 79%    | 72%    |
|                                 | NH Black                          | 2%     | 2%     | 3%     | 2%     | 1%     | 2%     |
| Voter Turnout (Nov 2020)        | Total                             | 11,047 | 9,361  | 8,163  | 7,059  | 10,747 | 46,377 |
|                                 | Latino est.                       | 16%    | 23%    | 24%    | 26%    | 14%    | 20%    |
|                                 | Spanish-Surnamed                  | 15%    | 21%    | 22%    | 24%    | 13%    | 18%    |
|                                 | Asian-Surnamed                    | 5%     | 7%     | 4%     | 3%     | 5%     | 5%     |
|                                 | Filipino-Surnamed                 | 1%     | 3%     | 2%     | 1%     | 1%     | 2%     |
|                                 | NH White est.                     | 77%    | 67%    | 67%    | 66%    | 79%    | 72%    |
|                                 | NH Black                          | 2%     | 2%     | 3%     | 2%     | 1%     | 2%     |
| Voter Turnout (Nov 2018)        | Total                             | 8,688  | 6,302  | 5,365  | 4,862  | 8,465  | 33,682 |
|                                 | Latino est.                       | 13%    | 19%    | 20%    | 22%    | 11%    | 16%    |
|                                 | Spanish-Surnamed                  | 12%    | 18%    | 18%    | 21%    | 10%    | 15%    |
|                                 | Asian-Surnamed                    | 4%     | 5%     | 3%     | 3%     | 4%     | 4%     |
|                                 | Filipino-Surnamed                 | 1%     | 3%     | 2%     | 1%     | 1%     | 1%     |
|                                 | NH White est.                     | 80%    | 71%    | 73%    | 70%    | 83%    | 77%    |
|                                 | NH Black est.                     | 2%     | 2%     | 2%     | 2%     | 1%     | 2%     |
| Age                             | age0-19                           | 20%    | 27%    | 28%    | 22%    | 18%    | 23%    |
|                                 | age20-60                          | 45%    | 54%    | 49%    | 59%    | 45%    | 50%    |
|                                 | age60plus                         | 35%    | 19%    | 23%    | 19%    | 37%    | 27%    |
| Immigration                     | immigrants                        | 13%    | 15%    | 15%    | 19%    | 12%    | 15%    |
|                                 | naturalized                       | 69%    | 64%    | 61%    | 50%    | 78%    | 63%    |
| Language spoken at home         | english                           | 80%    | 76%    | 76%    | 66%    | 80%    | 76%    |
|                                 | spanish                           | 13%    | 14%    | 12%    | 24%    | 9%     | 14%    |
|                                 | asian-lang                        | 5%     | 6%     | 8%     | 6%     | 7%     | 6%     |
|                                 | other lang                        | 3%     | 4%     | 4%     | 4%     | 4%     | 4%     |
| Language Fluency                | Speaks Eng. "Less than Very Well" | 6%     | 6%     | 5%     | 10%    | 5%     | 7%     |
| Education (among those age 25+) | hs-grad                           | 38%    | 37%    | 43%    | 42%    | 41%    | 40%    |
|                                 | bachelor                          | 26%    | 30%    | 25%    | 23%    | 28%    | 26%    |
|                                 | graduatedegree                    | 20%    | 14%    | 16%    | 13%    | 18%    | 16%    |
| Child in Household              | child-under18                     | 24%    | 35%    | 35%    | 25%    | 21%    | 27%    |
| Pct of Pop. Age 16+             | employed                          | 61%    | 67%    | 62%    | 65%    | 56%    | 62%    |
| Household Income                | income 0-25k                      | 8%     | 10%    | 11%    | 18%    | 12%    | 12%    |
|                                 | income 25-50k                     | 11%    | 12%    | 12%    | 17%    | 14%    | 13%    |
|                                 | income 50-75k                     | 13%    | 9%     | 15%    | 18%    | 13%    | 14%    |
|                                 | income 75-200k                    | 45%    | 51%    | 52%    | 39%    | 45%    | 46%    |
|                                 | income 200k-plus                  | 23%    | 18%    | 10%    | 8%     | 15%    | 15%    |
| Housing Stats                   | single family                     | 94%    | 87%    | 74%    | 61%    | 91%    | 81%    |
|                                 | multi-family                      | 6%     | 13%    | 26%    | 39%    | 9%     | 19%    |
|                                 | rented                            | 20%    | 28%    | 43%    | 59%    | 25%    | 35%    |
|                                 | owned                             | 80%    | 72%    | 57%    | 41%    | 75%    | 65%    |

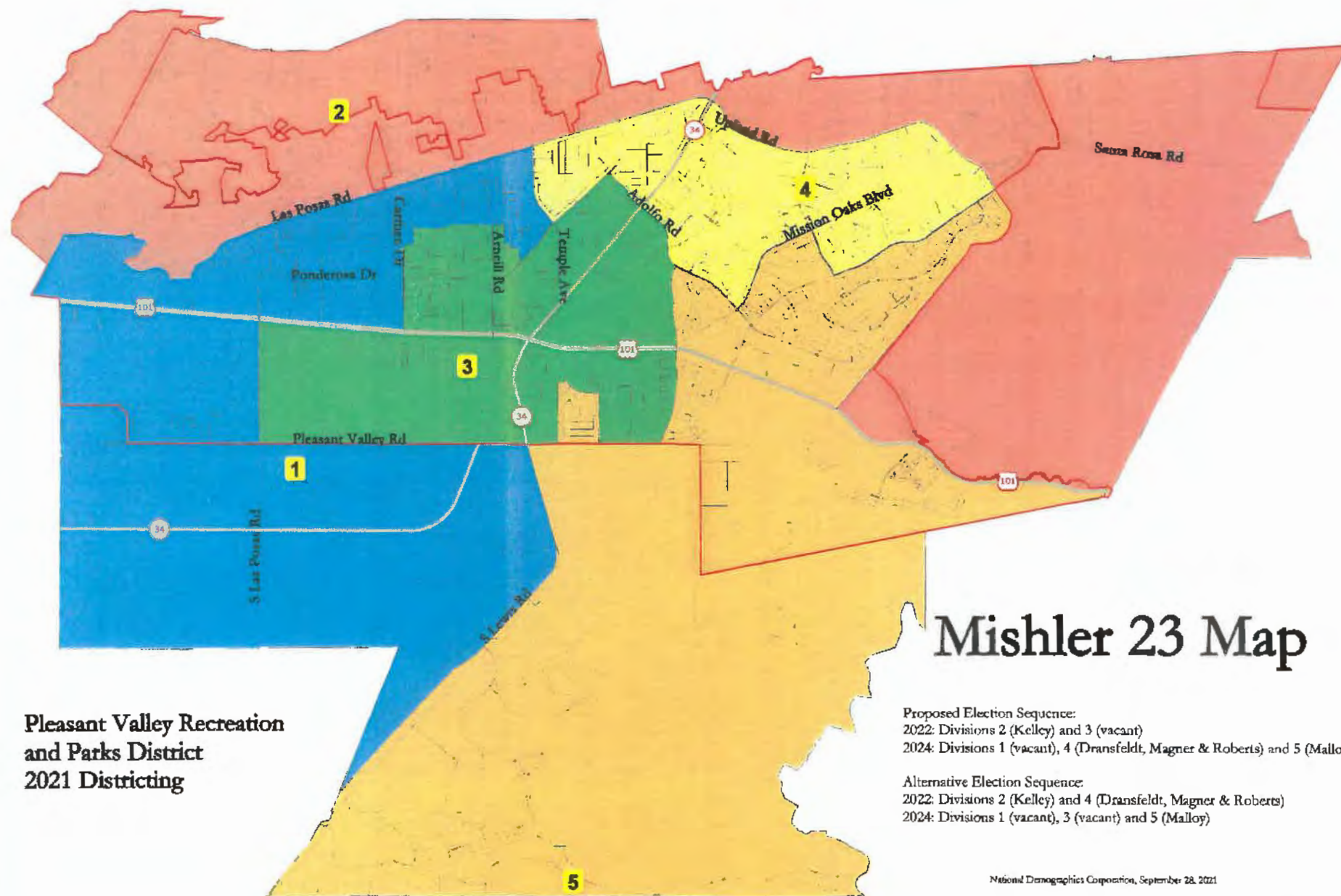
Total population data from California's adjusted 2020 Census data. Citizen Voting Age Population, Age, Immigration, and other demographics from the 2015-2019 American Community Survey and Special Tabulation 5-year data. Turnout and Registration data from California Statewide Database ("Latino" figures calculated by NDC using Census Bureau's Latino undercount by surname estimate).



**PVRPD - Mishler 12 Map**

| Category                        | Field                             | 1      | 2      | 3      | 4      | 5      | Total  |
|---------------------------------|-----------------------------------|--------|--------|--------|--------|--------|--------|
| 2020 Census                     | Total Population                  | 15,689 | 15,872 | 16,016 | 15,729 | 15,630 | 78,936 |
|                                 | Population Deviation              | -98    | 85     | 229    | -58    | -157   | 386    |
|                                 | Pct. Deviation                    | -0.62% | 0.54%  | 1.45%  | -0.37% | -0.99% | 2.45%  |
| Total Pop.                      | Hispanic/Latino                   | 41%    | 20%    | 24%    | 23%    | 28%    | 27%    |
|                                 | NH White                          | 42%    | 62%    | 56%    | 58%    | 50%    | 54%    |
|                                 | NH Black                          | 3%     | 2%     | 2%     | 2%     | 5%     | 3%     |
|                                 | NH Asian/Pac.Isl.                 | 12%    | 13%    | 16%    | 16%    | 15%    | 14%    |
|                                 | NH Native Amer.                   | 1%     | 1%     | 1%     | 1%     | 1%     | 1%     |
| Citizen Voting Age Pop          | Total                             | 10,923 | 11,971 | 11,991 | 11,256 | 11,560 | 57,700 |
|                                 | Hisp                              | 33%    | 16%    | 22%    | 23%    | 22%    | 23%    |
|                                 | NH White                          | 56%    | 69%    | 67%    | 66%    | 62%    | 64%    |
|                                 | NH Black                          | 1%     | 2%     | 1%     | 1%     | 5%     | 2%     |
|                                 | Asian/Pac.Isl.                    | 9%     | 12%    | 11%    | 9%     | 11%    | 11%    |
|                                 | Native Amer.                      | 1%     | 2%     | 1%     | 0%     | 1%     | 1%     |
| Voter Registration (Nov 2020)   | Total                             | 9,251  | 12,172 | 11,298 | 11,152 | 8,971  | 52,844 |
|                                 | Latino est.                       | 32%    | 15%    | 21%    | 17%    | 23%    | 21%    |
|                                 | Spanish-Surnamed                  | 29%    | 14%    | 19%    | 16%    | 21%    | 19%    |
|                                 | Asian-Surnamed                    | 3%     | 5%     | 5%     | 5%     | 3%     | 5%     |
|                                 | Filipino-Surnamed                 | 2%     | 1%     | 2%     | 2%     | 2%     | 2%     |
|                                 | NH White est.                     | 63%    | 77%    | 73%    | 75%    | 70%    | 72%    |
|                                 | NH Black                          | 2%     | 3%     | 1%     | 1%     | 3%     | 2%     |
| Voter Turnout (Nov 2020)        | Total                             | 7,652  | 10,960 | 9,999  | 9,971  | 7,795  | 46,377 |
|                                 | Latino est.                       | 29%    | 14%    | 19%    | 17%    | 22%    | 20%    |
|                                 | Spanish-Surnamed                  | 27%    | 13%    | 18%    | 15%    | 20%    | 18%    |
|                                 | Asian-Surnamed                    | 3%     | 5%     | 5%     | 5%     | 3%     | 5%     |
|                                 | Filipino-Surnamed                 | 2%     | 1%     | 2%     | 2%     | 2%     | 2%     |
|                                 | NH White est.                     | 63%    | 77%    | 73%    | 75%    | 70%    | 72%    |
|                                 | NH Black                          | 2%     | 3%     | 1%     | 1%     | 3%     | 2%     |
| Voter Turnout (Nov 2018)        | Total                             | 4,409  | 8,536  | 8,235  | 7,200  | 5,302  | 33,682 |
|                                 | Latino est.                       | 26%    | 12%    | 17%    | 13%    | 17%    | 16%    |
|                                 | Spanish-Surnamed                  | 24%    | 11%    | 15%    | 12%    | 16%    | 15%    |
|                                 | Asian-Surnamed                    | 3%     | 5%     | 4%     | 4%     | 3%     | 4%     |
|                                 | Filipino-Surnamed                 | 2%     | 1%     | 2%     | 2%     | 1%     | 1%     |
|                                 | NH White est.                     | 66%    | 80%    | 77%    | 80%    | 76%    | 77%    |
|                                 | NH Black est.                     | 2%     | 3%     | 1%     | 1%     | 2%     | 2%     |
| Age                             | age0-19                           | 24%    | 20%    | 29%    | 16%    | 25%    | 23%    |
|                                 | age20-60                          | 57%    | 44%    | 51%    | 49%    | 51%    | 50%    |
|                                 | age60plus                         | 19%    | 36%    | 21%    | 35%    | 24%    | 27%    |
| Immigration                     | immigrants                        | 20%    | 12%    | 13%    | 15%    | 13%    | 15%    |
|                                 | naturalized                       | 47%    | 71%    | 66%    | 73%    | 66%    | 63%    |
| Language spoken at home         | english                           | 65%    | 82%    | 77%    | 77%    | 77%    | 76%    |
|                                 | spanish                           | 24%    | 11%    | 13%    | 12%    | 12%    | 14%    |
|                                 | asian-lang                        | 7%     | 5%     | 6%     | 7%     | 7%     | 6%     |
|                                 | other lang                        | 4%     | 2%     | 4%     | 5%     | 4%     | 4%     |
| Language Fluency                | Speaks Eng. "Less than Very Well" | 12%    | 6%     | 5%     | 6%     | 4%     | 7%     |
| Education (among those age 25+) | hs-grad                           | 41%    | 35%    | 40%    | 41%    | 43%    | 40%    |
|                                 | bachelor                          | 22%    | 27%    | 29%    | 28%    | 25%    | 26%    |
|                                 | graduatedegree                    | 12%    | 23%    | 15%    | 15%    | 17%    | 16%    |
| Child in Household              | child-under18                     | 31%    | 23%    | 37%    | 20%    | 28%    | 27%    |
| Pct of Pop. Age 16+             | employed                          | 69%    | 60%    | 67%    | 56%    | 58%    | 62%    |
| Household Income                | income 0-25k                      | 16%    | 8%     | 7%     | 14%    | 13%    | 12%    |
|                                 | income 25-50k                     | 15%    | 11%    | 11%    | 16%    | 13%    | 13%    |
|                                 | income 50-75k                     | 19%    | 10%    | 13%    | 13%    | 14%    | 14%    |
|                                 | income 75-200k                    | 42%    | 44%    | 53%    | 44%    | 49%    | 46%    |
|                                 | income 200k-plus                  | 8%     | 27%    | 16%    | 14%    | 10%    | 15%    |
| Housing Stats                   | single family                     | 62%    | 95%    | 88%    | 88%    | 75%    | 81%    |
|                                 | multi-family                      | 38%    | 5%     | 12%    | 12%    | 25%    | 19%    |
|                                 | rented                            | 54%    | 19%    | 25%    | 30%    | 46%    | 35%    |
|                                 | owned                             | 46%    | 81%    | 75%    | 70%    | 54%    | 65%    |

Total population data from California's adjusted 2020 Census data. Citizen Voting Age Population, Age, Immigration, and other demographics from the 2015-2019 American Community Survey and Special Tabulation 5-year data. Turnout and Registration data from California Statewide Database ("Latino" figures calculated by NDC using Census Bureau's Latino undercount by surname estimate).



**Pleasant Valley Recreation  
and Parks District  
2021 Districting**

# Mishler 23 Map

**Proposed Election Sequence:**  
 2022: Divisions 2 (Kelley) and 3 (vacant)  
 2024: Divisions 1 (vacant), 4 (Dransfeldt, Magner & Roberts) and 5 (Malloy)

**Alternative Election Sequence:**  
 2022: Divisions 2 (Kelley) and 4 (Dransfeldt, Magner & Roberts)  
 2024: Divisions 1 (vacant), 3 (vacant) and 5 (Malloy)

National Demographics Corporation, September 28, 2021

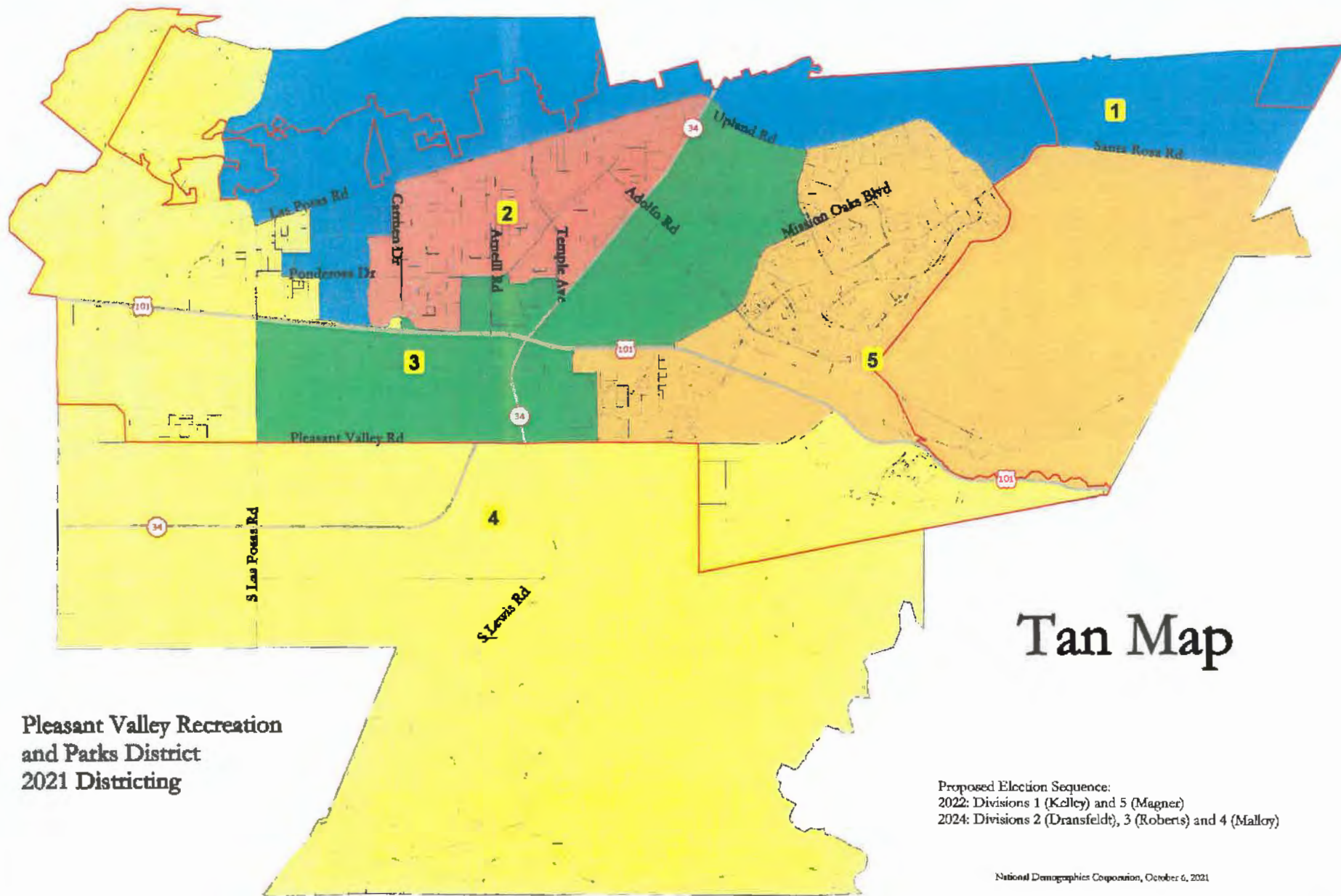
◆2021 CALIPER

**PVRPD - Mishler 23 Map**

| Category                        | Field                             | 1      | 2      | 3      | 4      | 5      | Total  |
|---------------------------------|-----------------------------------|--------|--------|--------|--------|--------|--------|
| 2020 Census                     | Total Population                  | 15,673 | 15,872 | 15,619 | 15,883 | 15,889 | 78,936 |
|                                 | Population Deviation              | -114   | 85     | -168   | 96     | 102    | 270    |
|                                 | Pct. Deviation                    | -0.72% | 0.54%  | -1.06% | 0.61%  | 0.65%  | 1.71%  |
| Total Pop.                      | Hispanic/Latino                   | 31%    | 20%    | 39%    | 24%    | 21%    | 27%    |
|                                 | NH White                          | 46%    | 62%    | 43%    | 56%    | 61%    | 54%    |
|                                 | NH Black                          | 5%     | 2%     | 3%     | 2%     | 2%     | 3%     |
|                                 | NH Asian/Pac.Isl.                 | 16%    | 13%    | 13%    | 16%    | 14%    | 14%    |
|                                 | NH Native Amer.                   | 1%     | 1%     | 1%     | 1%     | 1%     | 1%     |
|                                 | Total                             | 9,896  | 11,971 | 10,605 | 12,004 | 13,225 | 57,700 |
| Citizen Voting Age Pop          | Hispanic                          | 20%    | 16%    | 34%    | 22%    | 24%    | 23%    |
|                                 | NH White                          | 60%    | 69%    | 56%    | 67%    | 67%    | 64%    |
|                                 | NH Black                          | 4%     | 2%     | 2%     | 1%     | 2%     | 2%     |
|                                 | Asian/Pac.Isl.                    | 14%    | 12%    | 9%     | 11%    | 7%     | 11%    |
|                                 | Native Amer.                      | 1%     | 2%     | 1%     | 1%     | 1%     | 1%     |
| Voter Registration (Nov 2020)   | Total                             | 9,216  | 12,172 | 9,311  | 11,308 | 10,837 | 52,844 |
|                                 | Latino est.                       | 27%    | 15%    | 30%    | 20%    | 16%    | 21%    |
|                                 | Spanish-Surnamed                  | 25%    | 14%    | 28%    | 18%    | 14%    | 19%    |
|                                 | Asian-Surnamed                    | 4%     | 5%     | 5%     | 5%     | 4%     | 5%     |
|                                 | Filipino-Surnamed                 | 3%     | 1%     | 2%     | 2%     | 1%     | 2%     |
|                                 | NH White est.                     | 66%    | 77%    | 63%    | 73%    | 79%    | 72%    |
|                                 | NH Black                          | 3%     | 3%     | 2%     | 1%     | 1%     | 2%     |
| Voter Turnout (Nov 2020)        | Total                             | 7,853  | 10,960 | 7,842  | 10,005 | 9,717  | 46,377 |
|                                 | Latino est.                       | 26%    | 14%    | 28%    | 19%    | 15%    | 20%    |
|                                 | Spanish-Surnamed                  | 24%    | 13%    | 26%    | 17%    | 14%    | 18%    |
|                                 | Asian-Surnamed                    | 4%     | 5%     | 5%     | 5%     | 4%     | 5%     |
|                                 | Filipino-Surnamed                 | 3%     | 1%     | 2%     | 2%     | 1%     | 2%     |
|                                 | NH White est.                     | 66%    | 77%    | 63%    | 73%    | 79%    | 72%    |
|                                 | NH Black                          | 3%     | 3%     | 2%     | 1%     | 1%     | 2%     |
| Voter Turnout (Nov 2018)        | Total                             | 4,905  | 8,536  | 4,589  | 8,211  | 7,441  | 33,682 |
|                                 | Latino est.                       | 20%    | 12%    | 24%    | 16%    | 12%    | 16%    |
|                                 | Spanish-Surnamed                  | 19%    | 11%    | 23%    | 15%    | 11%    | 15%    |
|                                 | Asian-Surnamed                    | 3%     | 5%     | 4%     | 4%     | 3%     | 4%     |
|                                 | Filipino-Surnamed                 | 2%     | 1%     | 2%     | 2%     | 1%     | 1%     |
|                                 | NH White est.                     | 72%    | 80%    | 66%    | 77%    | 82%    | 77%    |
|                                 | NH Black est.                     | 2%     | 3%     | 2%     | 1%     | 1%     | 2%     |
| Age                             | age0-19                           | 27%    | 20%    | 24%    | 28%    | 16%    | 23%    |
|                                 | age20-60                          | 52%    | 44%    | 56%    | 51%    | 49%    | 50%    |
|                                 | age60plus                         | 21%    | 36%    | 20%    | 21%    | 34%    | 27%    |
| Immigration                     | immigrants                        | 17%    | 12%    | 18%    | 13%    | 14%    | 15%    |
|                                 | naturalized                       | 54%    | 71%    | 57%    | 66%    | 70%    | 63%    |
| Language spoken at home         | english                           | 73%    | 82%    | 68%    | 78%    | 77%    | 76%    |
|                                 | spanish                           | 13%    | 11%    | 24%    | 12%    | 13%    | 14%    |
|                                 | asian-lang                        | 11%    | 5%     | 5%     | 6%     | 6%     | 6%     |
|                                 | other lang                        | 4%     | 2%     | 4%     | 4%     | 4%     | 4%     |
| Language Fluency                | Speaks Eng. "Less than Very Well" | 8%     | 6%     | 9%     | 5%     | 5%     | 7%     |
| Education (among those age 25+) | hs-grad                           | 43%    | 35%    | 39%    | 40%    | 43%    | 40%    |
|                                 | bachelor                          | 24%    | 27%    | 25%    | 29%    | 26%    | 26%    |
|                                 | graduate degree                   | 16%    | 23%    | 12%    | 16%    | 15%    | 16%    |
| Child in Household              | child-under18                     | 32%    | 23%    | 32%    | 36%    | 16%    | 27%    |
| Pct of Pop. Age 16+             | employed                          | 66%    | 60%    | 66%    | 67%    | 53%    | 62%    |
| Household Income                | income 0-25k                      | 10%    | 8%     | 17%    | 7%     | 16%    | 12%    |
|                                 | income 25-50k                     | 13%    | 11%    | 14%    | 11%    | 16%    | 13%    |
|                                 | income 50-75k                     | 19%    | 10%    | 12%    | 12%    | 15%    | 14%    |
|                                 | income 75-200k                    | 47%    | 44%    | 44%    | 52%    | 44%    | 46%    |
|                                 | income 200k-plus                  | 10%    | 27%    | 13%    | 17%    | 9%     | 15%    |
| Housing Stats                   | single family                     | 60%    | 95%    | 80%    | 89%    | 83%    | 81%    |
|                                 | multi-family                      | 40%    | 5%     | 20%    | 11%    | 17%    | 19%    |
|                                 | rented                            | 55%    | 19%    | 40%    | 24%    | 35%    | 35%    |
|                                 | owned                             | 45%    | 81%    | 60%    | 76%    | 65%    | 65%    |

Total population data from California's adjusted 2020 Census data. Citizen Voting Age Population, Age, Immigration, and other demographics from the 2015-2019 American Community Survey and Special Tabulation 5-year data. Turnout and Registration data from California Statewide Database ("Latino" figures calculated by NDC using Census Bureau's Latino undercount by surname estimate).





# Tan Map

Pleasant Valley Recreation  
and Parks District  
2021 Districting

Proposed Election Sequence:  
2022: Divisions 1 (Kelly) and 5 (Magner)  
2024: Divisions 2 (Dransfeldt), 3 (Roberts) and 4 (Malloy)

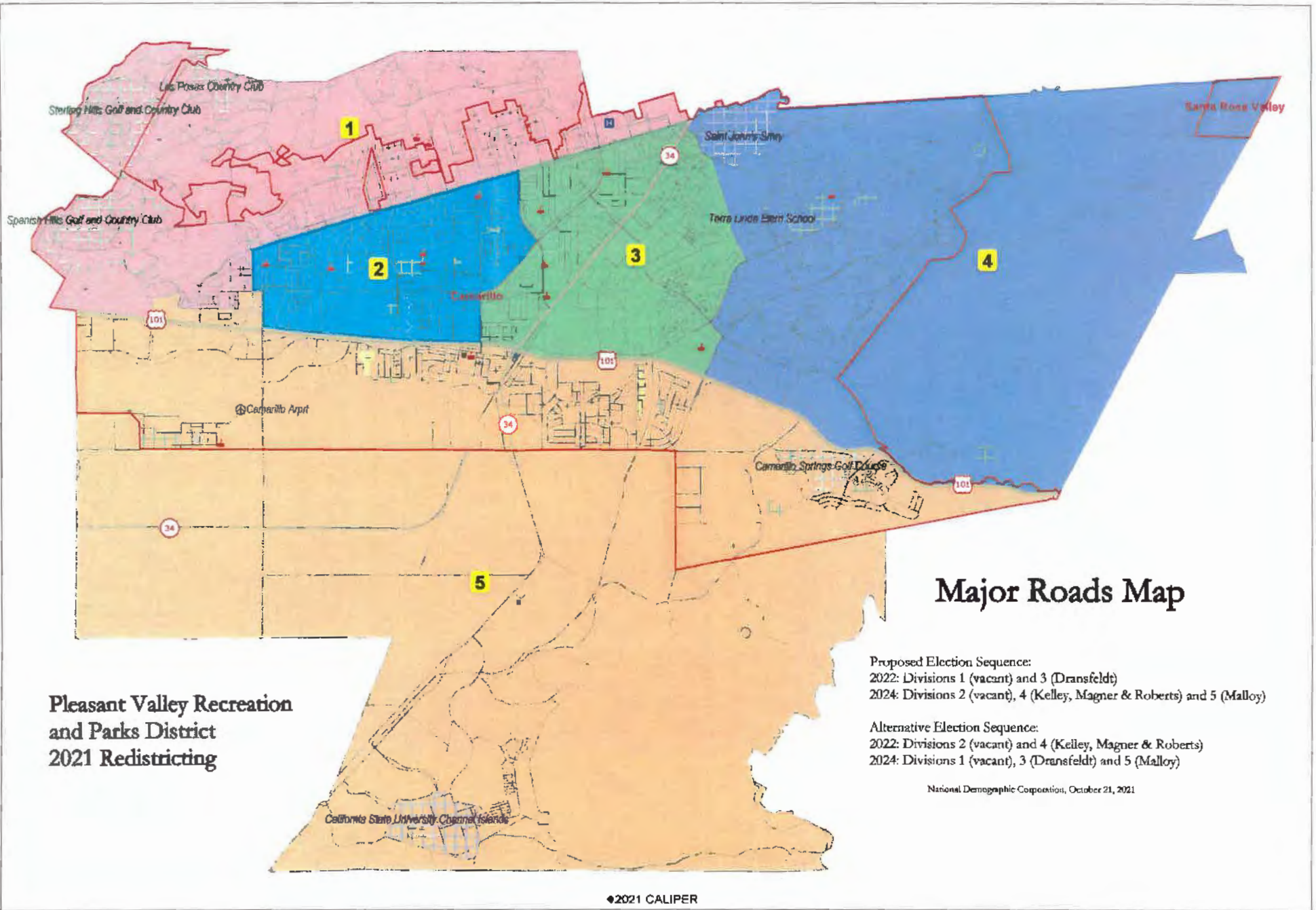
National Demographics Corporation, October 6, 2021

◆2021 CALIPER

**PVRPD - Tan Map**

| Category                        | Field   | 1      | 2      | 3      | 4      | 5      | Total  |
|---------------------------------|---|--------|--------|--------|--------|--------|--------|
| 2020 Census                     | Total Population  | 16,077 | 15,363 | 15,156 | 16,050 | 16,290 | 78,936 |
|                                 | Population Deviation  | 290    | -424   | -631   | 263    | 503    | 1,134  |
|                                 | Pct. Deviation  | 1.84%  | -2.69% | -4.00% | 1.67%  | 3.19%  | 7.18%  |
| Total Pop.                      | Hispanic/Latino   | 24%    | 33%    | 33%    | 25%    | 21%    | 27%    |
|                                 | NH White  | 58%    | 52%    | 46%    | 51%    | 61%    | 54%    |
|                                 | NH Black  | 2%     | 2%     | 3%     | 5%     | 2%     | 3%     |
|                                 | NH Asian/Pac Isl.   | 14%    | 11%    | 17%    | 16%    | 14%    | 14%    |
|                                 | NH Native Amer.   | 1%     | 1%     | 1%     | 1%     | 1%     | 1%     |
|                                 | Total   | 12,581 | 11,219 | 10,320 | 11,144 | 12,435 | 57,700 |
| Citizen Voting Age Pop          | Total   | 18%    | 27%    | 31%    | 21%    | 20%    | 23%    |
|                                 | Hisp  | 65%    | 64%    | 58%    | 62%    | 70%    | 64%    |
|                                 | NH White  | 3%     | 1%     | 1%     | 5%     | 1%     | 2%     |
|                                 | NH Black </td <td>3%</td> <td>1%</td> <td>1%</td> <td>5%</td> <td>1%</td> <td>2%</td> | 3%     | 1%     | 1%     | 5%     | 1%     | 2%     |
|                                 | Asian/Pac Isl.  | 14%    | 8%     | 10%    | 11%    | 9%     | 11%    |
|                                 | Native Amer.  | 3%     | 1%     | 1%     | 1%     | 1%     | 1%     |
| Voter Registration (Nov 2020)   | Total   | 11,847 | 10,495 | 9,465  | 9,204  | 11,833 | 52,844 |
|                                 | Latino est.   | 19%    | 26%    | 26%    | 19%    | 16%    | 21%    |
|                                 | Spanish-Surnamed  | 17%    | 24%    | 24%    | 18%    | 15%    | 19%    |
|                                 | Asian-Surnamed  | 5%     | 3%     | 6%     | 4%     | 5%     | 5%     |
|                                 | Filipino-Surnamed   | 1%     | 2%     | 2%     | 2%     | 2%     | 2%     |
|                                 | NH White est.   | 74%    | 70%    | 65%    | 73%    | 78%    | 72%    |
|                                 | NH Black  | 3%     | 1%     | 1%     | 3%     | 1%     | 2%     |
| Voter Turnout (Nov 2020)        | Total   | 10,459 | 9,087  | 8,115  | 8,064  | 10,652 | 46,377 |
|                                 | Latino est.   | 17%    | 25%    | 24%    | 18%    | 15%    | 20%    |
|                                 | Spanish-Surnamed  | 16%    | 23%    | 22%    | 17%    | 14%    | 18%    |
|                                 | Asian-Surnamed  | 5%     | 3%     | 6%     | 4%     | 5%     | 5%     |
|                                 | Filipino-Surnamed   | 1%     | 2%     | 2%     | 2%     | 2%     | 2%     |
|                                 | NH White est.   | 74%    | 70%    | 65%    | 73%    | 78%    | 72%    |
|                                 | NH Black  | 3%     | 1%     | 1%     | 3%     | 1%     | 2%     |
| Voter Turnout (Nov 2018)        | Total   | 7,758  | 6,074  | 6,039  | 5,540  | 8,271  | 33,682 |
|                                 | Latino est.   | 14%    | 19%    | 21%    | 15%    | 12%    | 16%    |
|                                 | Spanish-Surnamed  | 13%    | 18%    | 20%    | 14%    | 11%    | 15%    |
|                                 | Asian-Surnamed  | 4%     | 3%     | 5%     | 4%     | 4%     | 4%     |
|                                 | Filipino-Surnamed   | 1%     | 1%     | 2%     | 1%     | 1%     | 1%     |
|                                 | NH White est.   | 77%    | 75%    | 69%    | 77%    | 82%    | 77%    |
|                                 | NH Black est.   | 3%     | 1%     | 1%     | 3%     | 1%     | 2%     |
| Age                             | age0-19   | 21%    | 25%    | 27%    | 24%    | 18%    | 23%    |
|                                 | age20-60  | 48%    | 51%    | 54%    | 51%    | 47%    | 50%    |
|                                 | age60plus   | 31%    | 23%    | 18%    | 25%    | 34%    | 27%    |
| Immigration                     | immigrants  | 12%    | 16%    | 17%    | 16%    | 13%    | 15%    |
|                                 | naturalized   | 65%    | 57%    | 61%    | 58%    | 76%    | 63%    |
| Language spoken at home         | english   | 79%    | 69%    | 73%    | 76%    | 80%    | 76%    |
|                                 | spanish   | 11%    | 22%    | 17%    | 12%    | 10%    | 14%    |
|                                 | asian-lang  | 6%     | 6%     | 5%     | 8%     | 7%     | 6%     |
|                                 | other lang  | 3%     | 3%     | 5%     | 4%     | 4%     | 4%     |
| Language Fluency                | Speaks Eng. "Less than Very Well"   | 7%     | 8%     | 7%     | 5%     | 5%     | 7%     |
| Education (among those age 25+) | hs-grad   | 38%    | 44%    | 37%    | 41%    | 41%    | 40%    |
|                                 | bachelor  | 26%    | 23%    | 29%    | 25%    | 29%    | 26%    |
|                                 | graduatedegree  | 21%    | 12%    | 15%    | 17%    | 16%    | 16%    |
| Child in Household              | child-under18   | 24%    | 32%    | 36%    | 26%    | 21%    | 27%    |
| Pct of Pop. Age 16+             | employed  | 64%    | 63%    | 68%    | 59%    | 57%    | 62%    |
| Household Income                | income 0-25k  | 9%     | 11%    | 15%    | 11%    | 12%    | 12%    |
|                                 | income 25-50k   | 11%    | 13%    | 12%    | 15%    | 15%    | 13%    |
|                                 | income 50-75k   | 16%    | 15%    | 11%    | 14%    | 13%    | 14%    |
|                                 | income 75-200k  | 44%    | 53%    | 45%    | 45%    | 46%    | 46%    |
|                                 | income 200k-plus  | 20%    | 8%     | 17%    | 16%    | 14%    | 15%    |
| Housing Stats                   | single family   | 81%    | 86%    | 78%    | 71%    | 90%    | 81%    |
|                                 | multi-family  | 19%    | 14%    | 22%    | 29%    | 10%    | 19%    |
|                                 | rented  | 34%    | 30%    | 38%    | 46%    | 27%    | 35%    |
|                                 | owned   | 66%    | 70%    | 62%    | 54%    | 73%    | 65%    |

Total population data from California's adjusted 2020 Census data. Citizen Voting Age Population, Age, Immigration, and other demographics from the 2015-2019 American Community Survey and Special Tabulation 5-year data. Turnout and Registration data from California Statewide Database ("Latino" figures calculated by NDC using Census Bureau's Latino undercount by surname estimate).



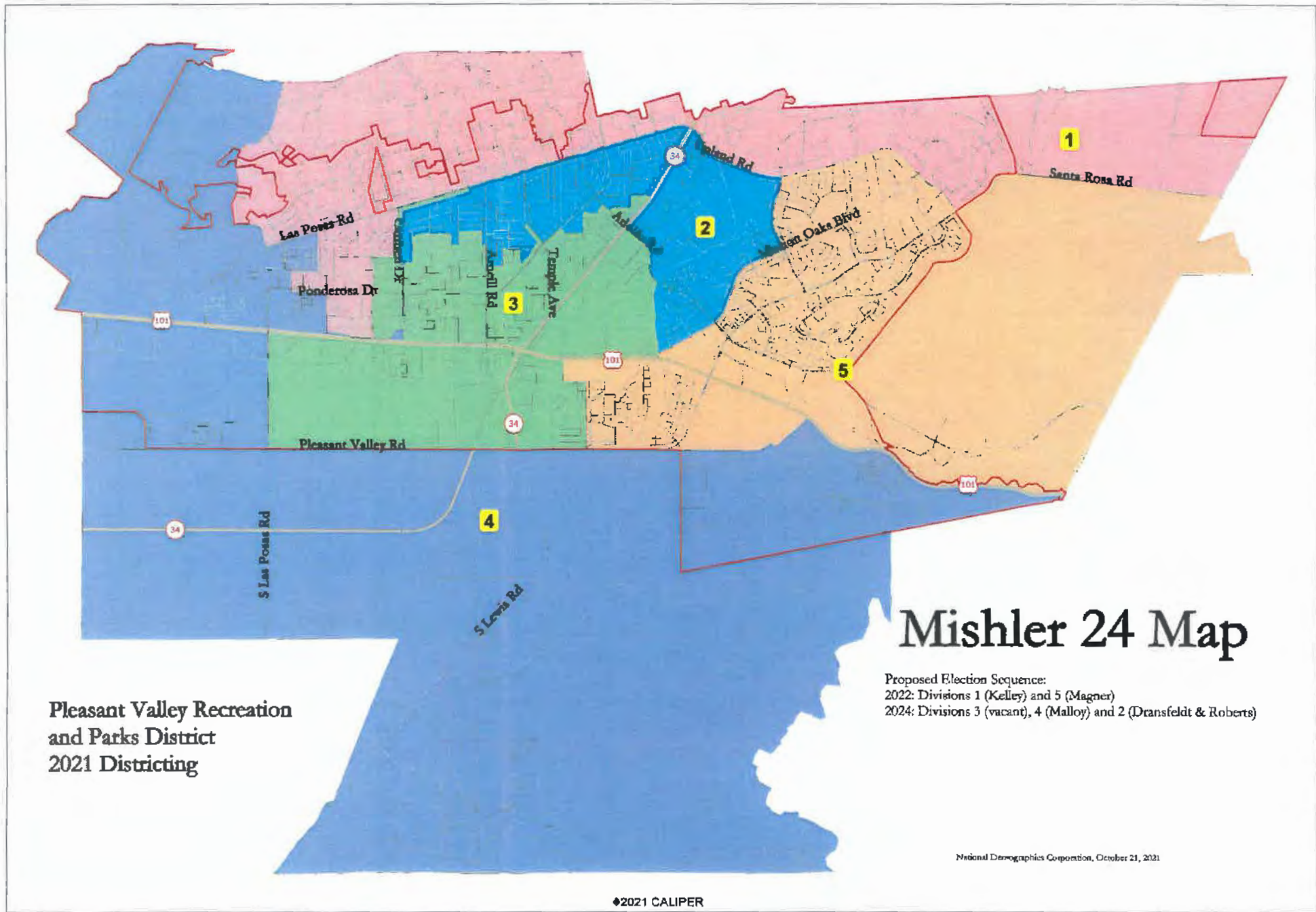
PVRPD "Major Roads" Map

| District                        |                                   | 1      | 2      | 3      | 4      | 5      | Total  |
|---------------------------------|-----------------------------------|--------|--------|--------|--------|--------|--------|
|                                 | Total Pop                         | 16,223 | 15,588 | 15,314 | 15,681 | 16,110 | 78,936 |
|                                 | Deviation from ideal              | 436    | -188   | -473   | -96    | 323    | 909    |
|                                 | % Deviation                       | 2.76%  | -1.20% | -3.00% | -0.61% | 2.05%  | 5.76%  |
| Total Pop                       | % Hisp                            | 21.8%  | 33%    | 33%    | 18%    | 29%    | 27%    |
|                                 | % NH White                        | 61%    | 47%    | 49%    | 64%    | 49%    | 54%    |
|                                 | % NH Black                        | 2%     | 4%     | 2%     | 2%     | 4%     | 3%     |
|                                 | % Asian-American                  | 11%    | 12%    | 13%    | 13%    | 15%    | 13%    |
| Citizen Voting Age Pop          | Total                             | 11,835 | 10,305 | 11,308 | 12,372 | 11,879 | 57,700 |
|                                 | % Hisp                            | 16%    | 23%    | 29%    | 18%    | 28%    | 23%    |
|                                 | % NH White                        | 70%    | 60%    | 60%    | 71%    | 58%    | 64%    |
|                                 | % NH Black                        | 2%     | 4%     | 1%     | 1%     | 3%     | 2%     |
|                                 | % Asian/Pac.Isl.                  | 10%    | 11%    | 9%     | 9%     | 9%     | 9%     |
| Voter Registration (Nov 2020)   | Total                             | 12,140 | 9,224  | 10,341 | 11,975 | 9,164  | 52,844 |
|                                 | % Latino est.                     | 16%    | 27%    | 27%    | 14%    | 23%    | 21%    |
|                                 | % Spanish-Surnamed                | 15%    | 24%    | 25%    | 13%    | 21%    | 18%    |
|                                 | % Asian-Surnamed                  | 5%     | 3%     | 5%     | 5%     | 5%     | 5%     |
|                                 | % Filipino-Surnamed               | 1%     | 2%     | 2%     | 1%     | 2%     | 2%     |
|                                 | % NH White est.                   | 76%    | 68%    | 66%    | 78%    | 68%    | 71%    |
|                                 | % NH Black                        | 2%     | 4%     | 1%     | 1%     | 3%     | 2%     |
| Voter Turnout (Nov 2020)        | Total                             | 10,874 | 7,828  | 8,957  | 10,794 | 7,924  | 46,377 |
|                                 | % Latino est.                     | 16%    | 25%    | 25%    | 14%    | 22%    | 20%    |
|                                 | % Spanish-Surnamed                | 14%    | 23%    | 23%    | 13%    | 20%    | 18%    |
|                                 | % Asian-Surnamed                  | 5%     | 3%     | 5%     | 5%     | 5%     | 5%     |
|                                 | % Filipino-Surnamed               | 1%     | 2%     | 2%     | 1%     | 2%     | 2%     |
|                                 | % NH White est.                   | 77%    | 67%    | 67%    | 79%    | 67%    | 72%    |
|                                 | % NH Black                        | 2%     | 3%     | 1%     | 1%     | 3%     | 2%     |
| Voter Turnout (Nov 2018)        | Total                             | 8,229  | 6,316  | 6,276  | 8,472  | 5,389  | 33,682 |
|                                 | % Latino est.                     | 12%    | 21%    | 21%    | 11%    | 19%    | 16%    |
|                                 | % Spanish-Surnamed                | 12%    | 19%    | 19%    | 10%    | 17%    | 15%    |
|                                 | % Asian-Surnamed                  | 4%     | 3%     | 4%     | 4%     | 4%     | 4%     |
|                                 | % Filipino-Surnamed               | 1%     | 2%     | 2%     | 1%     | 2%     | 1%     |
|                                 | % NH White est.                   | 80%    | 72%    | 72%    | 83%    | 71%    | 77%    |
|                                 | % NH Black est.                   | 2%     | 2%     | 1%     | 1%     | 2%     | 2%     |
| ACS Pop. Est.                   | Total                             | 15,000 | 15,728 | 15,752 | 15,527 | 14,965 | 78,972 |
| Age                             | age0-19                           | 20%    | 26%    | 26%    | 20%    | 21%    | 23%    |
|                                 | age20-80                          | 44%    | 52%    | 52%    | 44%    | 60%    | 50%    |
|                                 | age60plus                         | 38%    | 19%    | 22%    | 37%    | 19%    | 27%    |
| Immigration                     | immigrants                        | 13%    | 17%    | 17%    | 12%    | 15%    | 15%    |
|                                 | naturalized                       | 68%    | 49%    | 60%    | 77%    | 67%    | 63%    |
| Language spoken at home         | english                           | 81%    | 72%    | 70%    | 81%    | 74%    | 78%    |
|                                 | spanish                           | 11%    | 18%    | 20%    | 9%     | 16%    | 14%    |
|                                 | asian-lang                        | 6%     | 8%     | 6%     | 7%     | 5%     | 6%     |
|                                 | other lang                        | 3%     | 4%     | 4%     | 4%     | 4%     | 4%     |
| Language Fluency                | Speaks Eng. "Less than Very Well" | 6%     | 9%     | 8%     | 4%     | 5%     | 7%     |
| Education (among those age 25+) | hs-grad                           | 37%    | 43%    | 41%    | 41%    | 39%    | 40%    |
|                                 | bachelor                          | 27%    | 24%    | 25%    | 28%    | 28%    | 26%    |
|                                 | graduate degree                   | 21%    | 15%    | 12%    | 18%    | 14%    | 16%    |
| Child in Household              | child-under18                     | 23%    | 34%    | 34%    | 22%    | 29%    | 27%    |
| Pct of Pop. Age 16+             | employed                          | 60%    | 65%    | 65%    | 58%    | 65%    | 62%    |
| Household Income                | income 0-25k                      | 8%     | 11%    | 14%    | 12%    | 14%    | 12%    |
|                                 | income 25-50k                     | 11%    | 15%    | 12%    | 14%    | 13%    | 13%    |
|                                 | income 50-75k                     | 11%    | 20%    | 13%    | 13%    | 13%    | 14%    |
|                                 | income 75-200k                    | 45%    | 48%    | 48%    | 48%    | 44%    | 46%    |
|                                 | income 200k-plus                  | 25%    | 7%     | 12%    | 15%    | 18%    | 15%    |
| Housing Status                  | single family                     | 91%    | 65%    | 64%    | 91%    | 75%    | 81%    |
|                                 | multi-family                      | 9%     | 35%    | 16%    | 9%     | 25%    | 19%    |
|                                 | rented                            | 23%    | 53%    | 31%    | 25%    | 43%    | 35%    |
|                                 | owned                             | 77%    | 47%    | 69%    | 75%    | 57%    | 65%    |

Total population data from the 2020 Decennial Census.

Surname-based Voter Registration and Turnout data from the California Statewide Database.

Latino voter registration and turnout data are Spanish-surname counts adjusted using Census Population Department underscount estimates. NH White and NH Black registration and turnout counts estimated by NDC. Citizen Voting Age Pop., Age, Immigration, and other demographics from the 2015-2018 American Community Survey and Special Tabulation 5-year data.



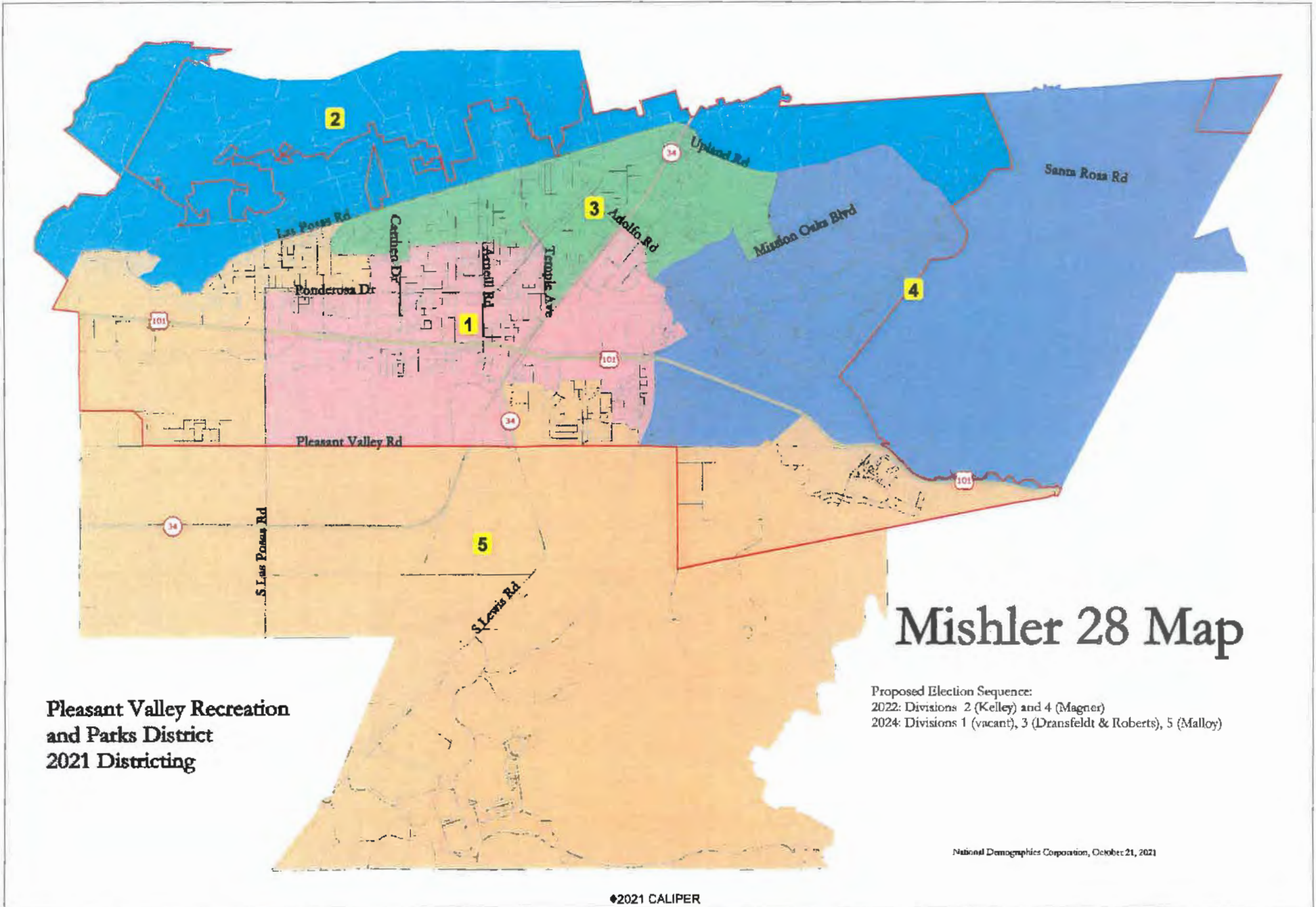
Mishler 24

| District                        |                                   | 1      | 2      | 3      | 4      | 5      | Total  |
|---------------------------------|-----------------------------------|--------|--------|--------|--------|--------|--------|
|                                 | Total Pop                         | 16,077 | 15,059 | 15,460 | 16,050 | 16,290 | 76,936 |
|                                 | Deviation from ideal              | 290    | -728   | -327   | 263    | 509    | 1,231  |
|                                 | % Deviation                       | 1.84%  | -4.61% | -2.07% | 1.67%  | 3.16%  | 7.80%  |
| Total Pop                       | % Hisp                            | 24.2%  | 26%    | 40%    | 25%    | 21%    | 27%    |
|                                 | % NH White                        | 58%    | 54%    | 44%    | 51%    | 61%    | 54%    |
|                                 | % NH Black                        | 2%     | 2%     | 3%     | 5%     | 2%     | 3%     |
|                                 | % Asian-American                  | 12%    | 15%    | 10%    | 14%    | 13%    | 13%    |
| Citizen Voting Age Pop          | Total                             | 12,581 | 11,173 | 10,366 | 11,144 | 12,435 | 57,700 |
|                                 | % Hisp                            | 18%    | 24%    | 34%    | 21%    | 20%    | 23%    |
|                                 | % NH White                        | 65%    | 65%    | 57%    | 62%    | 70%    | 64%    |
|                                 | % NH Black                        | 3%     | 1%     | 1%     | 5%     | 1%     | 2%     |
|                                 | % Asian/Pac. Isl.                 | 12%    | 8%     | 7%     | 10%    | 9%     | 9%     |
| Voter Registration (Nov 2020)   | Total                             | 11,847 | 10,601 | 9,359  | 8,204  | 11,833 | 52,844 |
|                                 | % Latino est.                     | 19%    | 22%    | 31%    | 19%    | 16%    | 21%    |
|                                 | % Spanish-Surnamed                | 17%    | 20%    | 28%    | 18%    | 15%    | 19%    |
|                                 | % Asian-Surnamed                  | 5%     | 5%     | 4%     | 5%     | 5%     | 5%     |
|                                 | % Filipino-Surnamed               | 1%     | 2%     | 2%     | 2%     | 2%     | 2%     |
|                                 | % NH White est.                   | 72%    | 71%    | 61%    | 71%    | 77%    | 71%    |
| Voter Turnout (Nov 2020)        | Total                             | 10,459 | 8,356  | 7,846  | 8,064  | 10,652 | 46,377 |
|                                 | % Latino est.                     | 17%    | 21%    | 29%    | 18%    | 15%    | 20%    |
|                                 | % Spanish-Surnamed                | 18%    | 18%    | 27%    | 17%    | 14%    | 18%    |
|                                 | % Asian-Surnamed                  | 5%     | 5%     | 4%     | 4%     | 5%     | 5%     |
|                                 | % Filipino-Surnamed               | 1%     | 2%     | 2%     | 2%     | 2%     | 2%     |
|                                 | % NH White est.                   | 74%    | 72%    | 63%    | 73%    | 78%    | 72%    |
| Voter Turnout (Nov 2018)        | Total                             | 7,758  | 7,363  | 4,750  | 5,640  | 8,271  | 33,682 |
|                                 | % Latino est.                     | 14%    | 18%    | 24%    | 15%    | 12%    | 16%    |
|                                 | % Spanish-Surnamed                | 13%    | 17%    | 23%    | 14%    | 11%    | 15%    |
|                                 | % Asian-Surnamed                  | 4%     | 4%     | 3%     | 4%     | 4%     | 4%     |
|                                 | % Filipino-Surnamed               | 1%     | 2%     | 2%     | 1%     | 1%     | 1%     |
|                                 | % NH White est.                   | 77%    | 70%    | 67%    | 77%    | 82%    | 77%    |
| ACS Pop. Est.                   | Total                             | 16,323 | 15,417 | 14,870 | 14,841 | 15,521 | 76,972 |
|                                 | age0-19                           | 21%    | 26%    | 24%    | 24%    | 18%    | 23%    |
|                                 | age20-60                          | 48%    | 51%    | 54%    | 51%    | 47%    | 50%    |
|                                 | age60plus                         | 31%    | 21%    | 21%    | 25%    | 34%    | 27%    |
|                                 | immigrants                        | 12%    | 14%    | 19%    | 16%    | 13%    | 15%    |
|                                 | naturalized                       | 65%    | 63%    | 56%    | 58%    | 76%    | 63%    |
| Language spoken at home         | english                           | 79%    | 75%    | 67%    | 76%    | 80%    | 76%    |
|                                 | spanish                           | 11%    | 15%    | 24%    | 12%    | 10%    | 14%    |
|                                 | asian-lang                        | 6%     | 6%     | 5%     | 8%     | 7%     | 6%     |
|                                 | other lang                        | 3%     | 4%     | 4%     | 4%     | 4%     | 4%     |
| Language Fluency                | Speaks Eng. "Less than Very Well" | 7%     | 5%     | 9%     | 5%     | 5%     | 7%     |
| Education (among those age 25+) | hs-grad                           | 38%    | 41%    | 40%    | 41%    | 41%    | 40%    |
|                                 | bachelor                          | 26%    | 27%    | 24%    | 26%    | 29%    | 26%    |
|                                 | graduatedegree                    | 21%    | 15%    | 12%    | 17%    | 16%    | 16%    |
| Child in Household              | child-under18                     | 24%    | 36%    | 32%    | 26%    | 21%    | 27%    |
| Pct of Pop. Age 16+             | employed                          | 64%    | 65%    | 65%    | 59%    | 57%    | 62%    |
| Household Income                | income 0-25k                      | 9%     | 9%     | 17%    | 11%    | 12%    | 12%    |
|                                 | income 25-50k                     | 11%    | 10%    | 14%    | 15%    | 15%    | 13%    |
|                                 | income 50-75k                     | 16%    | 14%    | 13%    | 14%    | 13%    | 14%    |
|                                 | income 75-200k                    | 44%    | 53%    | 45%    | 45%    | 46%    | 48%    |
|                                 | income 200k-plus                  | 20%    | 14%    | 11%    | 16%    | 14%    | 15%    |
| Housing Status                  | single family                     | 81%    | 86%    | 78%    | 71%    | 80%    | 81%    |
|                                 | multi-family                      | 19%    | 14%    | 22%    | 28%    | 10%    | 18%    |
|                                 | rented                            | 34%    | 27%    | 41%    | 46%    | 27%    | 35%    |
|                                 | owned                             | 66%    | 73%    | 59%    | 54%    | 73%    | 65%    |

Total population data from the 2020 Decennial Census.

Surname-based Voter Registration and Turnout data from the California Statewide Database.

Latino voter registration and turnout data are Spanish-surname counts adjusted using Census Population Department undercount estimates. NH White and NH Black registration and turnout counts estimated by NDC. Citizen Voting Age Pop., Age, Immigration, and other demographics from the 2015-2018 American Community Survey and Special Tabulation 5-year data.



**Pleasant Valley Recreation  
and Parks District  
2021 Districting**

# Mishler 28 Map

Proposed Election Sequence:  
 2022: Divisions 2 (Kelley) and 4 (Magner)  
 2024: Divisions 1 (vacant), 3 (Dransfeldt & Roberts), 5 (Malloy)

National Demographics Corporation, October 21, 2021

©2021 CALIPER

Mishler 28

| District                        |                                   | 1      | 2      | 3      | 4      | 5      | Total  |
|---------------------------------|-----------------------------------|--------|--------|--------|--------|--------|--------|
|                                 | Total Pop                         | 16,205 | 15,742 | 15,596 | 15,484 | 15,909 | 78,936 |
|                                 | Deviation from ideal              | 418    | -45    | -191   | -303   | 122    | 721    |
|                                 | % Deviation                       | 2.65%  | -0.29% | -1.21% | -1.92% | 0.77%  | 4.67%  |
| Total Pop                       | % Hisp                            | 40.2%  | 20%    | 28%    | 19%    | 27%    | 27%    |
|                                 | % NH White                        | 42%    | 63%    | 52%    | 65%    | 47%    | 54%    |
|                                 | % NH Black                        | 3%     | 2%     | 2%     | 2%     | 5%     | 3%     |
|                                 | % Asian-American                  | 11%    | 11%    | 14%    | 11%    | 16%    | 13%    |
| Citizen Voting Age Pop          | Total                             | 11,155 | 11,862 | 11,340 | 12,429 | 10,915 | 57,700 |
|                                 | % Hisp                            | 33%    | 16%    | 25%    | 18%    | 24%    | 23%    |
|                                 | % NH White                        | 54%    | 69%    | 64%    | 73%    | 58%    | 64%    |
|                                 | % NH Black                        | 2%     | 2%     | 1%     | 1%     | 5%     | 2%     |
|                                 | % Asian/Pac.Isl.                  | 10%    | 10%    | 9%     | 7%     | 12%    | 9%     |
| Voter Registration (Nov 2020)   | Total                             | 9,250  | 12,063 | 10,838 | 11,833 | 8,840  | 52,844 |
|                                 | % Latino est.                     | 31%    | 15%    | 24%    | 15%    | 23%    | 21%    |
|                                 | % Spanish-Surnamed                | 29%    | 14%    | 22%    | 14%    | 21%    | 19%    |
|                                 | % Asian-Surnamed                  | 4%     | 6%     | 5%     | 4%     | 5%     | 5%     |
|                                 | % Filipino-Surnamed               | 2%     | 1%     | 2%     | 2%     | 3%     | 2%     |
|                                 | % NH White est.                   | 61%    | 78%    | 69%    | 79%    | 66%    | 71%    |
| Voter Turnout (Nov 2020)        | Total                             | 7,547  | 10,881 | 8,488  | 10,694 | 7,867  | 46,377 |
|                                 | % Latino est.                     | 29%    | 14%    | 23%    | 14%    | 22%    | 20%    |
|                                 | % Spanish-Surnamed                | 27%    | 13%    | 21%    | 13%    | 20%    | 18%    |
|                                 | % Asian-Surnamed                  | 4%     | 5%     | 5%     | 4%     | 5%     | 5%     |
|                                 | % Filipino-Surnamed               | 2%     | 1%     | 2%     | 1%     | 3%     | 2%     |
|                                 | % NH White est.                   | 63%    | 77%    | 70%    | 80%    | 67%    | 72%    |
| Voter Turnout (Nov 2016)        | Total                             | 4,971  | 8,480  | 7,019  | 8,432  | 4,780  | 33,682 |
|                                 | % Latino est.                     | 25%    | 12%    | 18%    | 11%    | 18%    | 16%    |
|                                 | % Spanish-Surnamed                | 24%    | 11%    | 17%    | 10%    | 17%    | 15%    |
|                                 | % Asian-Surnamed                  | 4%     | 5%     | 3%     | 3%     | 4%     | 4%     |
|                                 | % Filipino-Surnamed               | 1%     | 1%     | 2%     | 1%     | 2%     | 1%     |
|                                 | % NH White est.                   | 66%    | 80%    | 75%    | 84%    | 72%    | 77%    |
| ACS Pop. Est.                   | Total                             | 16,300 | 14,870 | 15,770 | 15,347 | 14,885 | 76,972 |
|                                 | age0-19                           | 24%    | 20%    | 27%    | 19%    | 25%    | 23%    |
|                                 | age20-60                          | 58%    | 44%    | 51%    | 45%    | 54%    | 50%    |
|                                 | age60plus                         | 18%    | 36%    | 22%    | 35%    | 21%    | 27%    |
|                                 | immigrants                        | 20%    | 12%    | 14%    | 13%    | 15%    | 15%    |
|                                 | naturalized                       | 48%    | 71%    | 64%    | 75%    | 67%    | 63%    |
| Language spoken at home         | english                           | 65%    | 82%    | 75%    | 80%    | 78%    | 76%    |
|                                 | spanish                           | 24%    | 11%    | 15%    | 9%     | 13%    | 14%    |
|                                 | asian-lang                        | 7%     | 5%     | 6%     | 6%     | 7%     | 6%     |
|                                 | other lang                        | 4%     | 2%     | 3%     | 4%     | 4%     | 4%     |
| Language Fluency                | Speaks Eng. "Less than Very Well" | 12%    | 6%     | 5%     | 5%     | 5%     | 7%     |
| Education (among those age 25+) | hs-grad                           | 41%    | 35%    | 41%    | 41%    | 41%    | 40%    |
|                                 | bachelor                          | 23%    | 27%    | 28%    | 28%    | 26%    | 26%    |
|                                 | graduatedegree                    | 12%    | 23%    | 14%    | 18%    | 15%    | 16%    |
| Child in Household              | child-under18                     | 30%    | 23%    | 35%    | 22%    | 28%    | 27%    |
| Pct of Pop. Age 16+             | employed                          | 70%    | 60%    | 64%    | 56%    | 60%    | 62%    |
| Household Income                | income 0-25k                      | 16%    | 8%     | 9%     | 13%    | 12%    | 12%    |
|                                 | income 25-50k                     | 16%    | 11%    | 10%    | 14%    | 14%    | 13%    |
|                                 | income 50-75k                     | 18%    | 10%    | 14%    | 14%    | 14%    | 14%    |
|                                 | income 75-200k                    | 41%    | 44%    | 54%    | 48%    | 47%    | 46%    |
|                                 | income 200k-plus                  | 9%     | 27%    | 13%    | 13%    | 13%    | 15%    |
| Housing Stats                   | single family                     | 61%    | 85%    | 87%    | 60%    | 75%    | 81%    |
|                                 | multi-family                      | 39%    | 5%     | 13%    | 10%    | 25%    | 19%    |
|                                 | rented                            | 55%    | 19%    | 26%    | 27%    | 47%    | 35%    |
|                                 | owned                             | 45%    | 81%    | 74%    | 73%    | 53%    | 65%    |

Total population data from the 2020 Decennial Census.

Surname-based Voter Registration and Turnout data from the California Statewide Database.

Latino voter registration and turnout data are Spanish-surname counts adjusted using Census Population Department undercount estimates. NH White and NH Black registration and turnout counts estimated by NDC. Citizen Voting Age Pop., Age, Immigration, and other demographics from the 2015-2019 American Community Survey and Special Tabulation 5-year data.



## **RESOLUTION NO. 693**

### **A RESOLUTION OF THE BOARD OF DIRECTORS OF THE PLEASANT VALLEY RECREATION AND PARK DISTRICT ESTABLISHING VOTING DIVISIONS FOR ELECTIONS, DEFINING DIVISION BOUNDARIES, AND SCHEDULING THE SEQUENCING OF THE DIVISION ELECTIONS PURSUANT TO ELECTIONS CODE SECTIONS 10010, 10508, AND 10650**

**WHEREAS**, the Pleasant Valley Recreation and Park District ("District") currently elects and is governed by five board members using an at-large election system; and

**WHEREAS**, Elections Code sections 10508 and 10650 give the District the authority to switch by resolution from "at-large" to "by-district" elections, where each member of the Board is elected only by the voters in the division in which the candidate for the Board resides; and

**WHEREAS**, the California Voting Rights Act (CVRA), at California Elections Code section 14027, states: "An at-large method of election may not be imposed or applied in a manner that impairs the ability of a protected class to elect candidates of its choice or its ability to influence the outcome of an election, as a result of the dilution or the abridgment of the rights of voters who are members of a protected class ... "; and

**WHEREAS**, as a result of recent lawsuits against other local public agencies, in the first quarter of 2020, the District engaged an expert demographic firm to analyze the District's population and election history to determine if there was evidence of "racially polarized voting", indicating that one or more protected classes within the District has had its ability to elect candidates of its choice or its ability to influence the outcome of an election impaired; and

**WHEREAS**, the District's consultant determined using the then-current census data that: (A) The percentages of citizens of voting age residing in the District are: Non-Hispanic White (65%), Hispanic (22%), Asian/Pacific Islander (10%), and Non-Hispanic Black (2%); (B) It did not appear that any Latinos or Asian-Americans have run for the Board since 2002; and (C) No majority-Latino or majority-Asian-American district is possible, such that the highest possible percentage of Latinos in a district, without illegal gerrymandering, is 35% and the highest possible percentage of Asian-Americans in a district, without illegal gerrymandering, is 13%. Hence, the District denies its election system violates the CVRA or any other provision of law, and asserts the District's election system is legal in all respects and further denies any wrongdoing whatsoever in connection with the manner in which it has conducted its Board elections; and

**WHEREAS**, on May 12, 2020, approximately 2 months in to the COVID-19 pandemic, the District received a demand to switch to voting districts with allegations that the District's at-large election system is in violation of the CVRA and threatening to sue the District if it did not voluntarily change its election system to district-based elections ("Demand"). The Demand was issued by the same lawyer who had recently sued the City of Camarillo and other public agencies located near the District; and

**WHEREAS**, public agencies have spent millions of dollars in efforts to maintain at-large elections once a demand to switch to districts has been received, paying both their own and the plaintiff's attorneys fees, which is required by the CVRA; and

**WHEREAS**, after receiving a Demand like the one the District received, a special district has 45 days to adopt a resolution of intent to switch to district-based elections, and then another 90 days to conduct a minimum of 4 public hearings and to adopt a resolution establishing district-based elections. If the agency meets these "safe harbor" deadlines, a potential plaintiff cannot file a lawsuit alleging the agency is violating the CVRA, but if the agency misses either of these deadlines, a lawsuit can be filed. Thus, under normal circumstances, the District would have been required to adopt a resolution of intention no later than June 26, 2020, to avoid exposure to a lawsuit; and

**WHEREAS**, although the District's Board decided to switch to voting districts, which in the case of a special district are referred to as voting divisions, the Board elected not to commence the process during the COVID-19 pandemic as the public was not allowed to attend District Board meetings in person, complicating the public hearing process and the discussion of drawing voting division maps. Fortunately, in response to the COVID-19 pandemic, the Governor suspended the "safe harbor" timeframes through June 30, 2021; and

**WHEREAS**, pursuant to California Elections Code Section 10010, on August 13, 2021, the District Board adopted Resolution No. 686, declaring the Board's intention to transition from at-large elections for members of the Board, to division-based elections, and invited the public's input on the creation of division maps and the sequencing of the elections for the divisions. The District Board also approved a contract for its retained expert demographic consultant to develop draft electoral division maps; and

**WHEREAS**, on September 8, 2021, the District Board conducted the first of two public hearings required to be held before the Board could start considering potential voting division maps to educate the Board and public on the legal requirements for the composition of the District voting divisions and required criteria the Board must apply as well as the optional criteria the Board may follow in drawing divisions; and

**WHEREAS**, on September 21, 2021 the District Board conducted the second of the initial two public hearings on the composition of the District voting divisions. After conducting the public hearing, the Board directed its demographic consultant to prepare up to three division elections maps for consideration at the third public hearing; and

**WHEREAS**, on October 6, 2021 the District held the third public hearing to receive input from the public and discuss the three maps prepared by the District's demographer and the two maps prepared by a resident, both of which were posted to the District's website at least 7 days before the third public hearing, and the sequencing of the election. After conducting the public hearing, the Board directed its consultant to prepare an additional map, to be posted on the District's website with all other maps received from the public and prepared by the District's consultant at least 7 days before the next public hearing; and

**WHEREAS**, on October 28, 2021 the District held the fourth public hearing to receive input from the public and discuss all of the maps prepared by the District's demographer and the public,

which maps were available on the District's website at least 7 days before this hearing, as well as the sequencing of the division elections; and

**WHEREAS**, the District's Board of Directors desires to adopt the division boundary map attached as Exhibit "A" to this Resolution with the election sequencing described therein.

**NOW, THEREFORE, BE IT RESOLVED AS FOLLOWS:**

**SECTION 1.** The above recitals are true and correct and incorporated herein by this reference.

**SECTION 2.** To further the purposes of the California Voting Rights Act of 2001, the Board hereby approves the division boundary map included as Exhibit "A" to this Resolution. Beginning with the November 2022 election, Members of the Board shall be elected on a division-based electoral system from five single member Board divisions as shown on this map.

**SECTION 3.** The Board hereby approves the schedule of sequencing shown on Exhibit "A" to be used beginning with the November 2022 election of Members of the Board. Members of the Board in office at the time this Resolution takes effect shall continue in office until expiration of the full term to which she or he is elected.

**SECTION 4.** The General Manager and General Counsel for the District are hereby authorized and directed to take the steps necessary to implement this Resolution.

**SECTION 5.** This Resolution is effective on the day of its adoption.

**PASSED AND ADOPTED** by the Board of Directors of Pleasant Valley Recreation and Park District this \_\_\_\_ day of \_\_\_\_\_, 2021, by the following vote:

AYES: \_\_\_\_\_

NAYS: \_\_\_\_\_

ABSENT: \_\_\_\_\_

ABSTAIN: \_\_\_\_\_

\_\_\_\_\_  
Mark Malloy, Chairman

ATTESTED:

\_\_\_\_\_  
Elaine Magner, Secretary

**PLEASANT VALLEY RECREATION AND PARK DISTRICT  
STAFF REPORT / AGENDA REPORT**

**TO: BOARD OF DIRECTORS**

**FROM: MARY OTTEN, GENERAL MANAGER**  
**By: Jessica A. Puckett, CPRP, Administrative Analyst**

**DATE: October 28, 2021**

**SUBJECT: DEDICATION OF PROPOSITION 68 PER CAPITA  
GRANT FUNDING ALLOCATIONS**

**SUMMARY**

The California Department of Parks and Recreation is allocating \$222,878 in Proposition 68-Per Capita Grant funding to the District under the California Drought, Water, Parks, Climate, Coastal Protection, and Outdoor Access for All Act of 2018. In addition, the District will have access to \$220,661 in Per Capita funding from the City of Camarillo for a total of \$443,539. The Board voted on October 6, 2021 to spend the funds for the Arneill Ranch Park Renovations Phase I and Phase II with the request of staff to return with purchasing options for a replacement playground structure and bathroom.

**BACKGROUND**

On June 5, 2018, voters passed Proposition 68 by 57.6 percent creating the "Parks, Environment, and Water Bond Act of 2018." Under the Per Capita Program and Urban County Per Capita Program (non-competitive), funds are available for local park rehabilitation, creation, and improvements and grants to local governments and are designated on a per capita basis. The California Department of Parks and Recreation ("State") encourages recipients to rehabilitate existing infrastructure and to address deficiencies in neighborhoods lacking access to the outdoors. The District is designated to receive \$222,878 for eligible capital project(s) or acquisitions.

On August 25, 2021, the City of Camarillo unanimously approved the transfer of their \$220,661 Per Capita allocation to the Pleasant Valley Recreation and Park District to be used in conjunction with the \$222,878 District allocation for renovations at Arneill Ranch Park or the construction of the Freedom Park Pickleball Complex. On October 6, 2021, the Board voted unanimously to dedicate both the City and District allocations for Arneill Ranch Park renovations. The Board requested additional information and costs on replacements of the playground structure and bathroom at Arneill Ranch Park. To submit the grant application, staff is looking for Board direction on the preferred eligible cost(s) in Phase I and/or Phase II of park renovations.

**ANALYSIS**

**Quimby Funding**

Before deciding the exact elements to dedicate the grant funds to at the park, it is first imperative to discuss the current funding for renovations at Arneill Ranch Park. On November 5, 2020, the Board dedicated \$1,100,000 in Quimby funding from the Elacora

Mission Oaks fund to Phase I renovations. The Elacora Mission Oaks fund dedications are as follows:

| <b>Total Fund Award Amount: \$2,649,209.00</b> |                               |                           |                       |  |                |                |
|--|-------------------------------|---------------------------|-----------------------|--|----------------|----------------|
|  | Location                      | Description               | Budgeted              | Expended                                     | Committed Date | Fund Balance   |
| 1.   | Encanto                       | PG Equipment              |                       | \$189,887.74                                 | 11/3/2016      | \$2,459,321.26 |
| 2.   | Arneill Ranch                 | Phase I Renovations       | \$1,100,000           | \$243,728.07                                 | 11/5/2020      | \$2,215,593.19 |
|  | <i>Awarded Bid on 7/7/21:</i> |                           | <i>\$1,571,185</i>    |  |                |                |
| 3.   | Freedom                       | Pickleball Complex        | \$1,400,000           | -  | 7/7/2021       |                |
| 4.   | Camarillo Grove               | Nature Center Renovations | \$300,000             | -  | -              |                |
| 5.   | Freedom                       | Landscape & Walking Path  | -                     | -  | -              |                |
| 6.   | Freedom                       | Baseball Fields           | -                     | -  | -              |                |
|  |                               |                           | <b>\$3,161,072.74</b> | <b>=&gt; Leaves a shortfall of \$511,863</b> |                |                |

The awarded bid for Phase I renovations came in \$471,185 higher than the budgeted dedication of \$1,100,000. If no additional funding is applied to any of the listed projects, this additional \$471,185 expense would reduce the dedicated \$1.4M budget at the Freedom Park Pickleball Complex to \$928,815.

| The remaining District Quimby fund balances totaling \$1,321,354.25 which are not currently allocated, are below: |                       | Developer Fund        |                 |  |
|---|-----------------------|-----------------------|-----------------|--|
|   | Awarded Amount        | Balance               | Allocation Date |  |
| Crestview   | \$21,612.25           | \$21,612.25           | 6/7/2023        |  |
| Aldersgate Construction   | -                     | -                     | -               |  |
| Habitat for Humanity  | \$35,242              | \$35,242              | 3/6/2024        |  |
| Shea Homes  | \$1,264,500           | \$1,264,500           | 11/21/2024      |  |
| <b>Total:</b>   | <b>\$1,321,354.25</b> | <b>\$1,321,354.25</b> |                 |  |

#### Grant Development Project Rules-Eligible Development Costs

Per the State, all costs must be incurred within the GRANT PERFORMANCE PERIOD ending on March 21, 2024. Costs listed below are examples of eligible costs, and not inclusive:

**Eligible Pre-construction Costs** – up to 25% of Project costs; incurred prior to groundbreaking as determined by the Grantee:

- Public meetings, focus groups, design workshops
- Plans, specifications, construction documents, and cost estimates
- Permits
- CEQA
- Bid preparation and packages
- In-House Employee Services prior to groundbreaking
- Grant/Project administration and accounting prior to groundbreaking

**Eligible Construction Costs** – up to 100% of Project costs; incurred after groundbreaking:

- Construction- necessary labor and construction activities to complete the project, including site preparation (demolition, clearing and grubbing, excavation, grading), onsite implementation and construction supervision
- Equipment- equipment use charges (rental and in-house) must be made in accordance with Grantee’s normal accounting practices.
- Bond and other signs
- Premiums on hazard and liability insurance to cover personnel or property
- Site preparation
- Purchase and installation of equipment: security cameras, lighting, signs, display boards, sound systems, video equipment, etc.
- Construction management: including site inspections and project administration
- Miscellaneous: other costs incurred during the construction phase, such as transporting materials, equipment, or personnel, and communications
- In-House employee services after groundbreaking
- Grant/Project administration and accounting after groundbreaking

**Arneill Ranch Park Renovation—Phase I & Phase II Completion: May 2023**

Per Capita Grant funds can be used for project development and construction for Phase I. Phase I renovations currently exceed the original dedication of \$1,100,00 by \$471,185 due to a high bid award for construction. Phase I Renovations are expected to be completed by May 2022. Grant funds can also be used for Phase II projects. If funds are used for Phase II of the project, funds will be used towards the completion of the bidding process, award of bids and construction, for a final completion date of May 2023. It would be good to keep in mind that if the Board chooses not to dedicate any Per Capita Grant funds to cover the cost of Phase I projects that is already over the dedicated budget, the \$471,185 shortfall must be replaced with dedicated Quimby and/or Capital funding.

| Phase I Projects                   | Phase II Projects                |
|------------------------------------|----------------------------------|
| New Irrigation System              | Restroom                         |
| 52,000 square feet of Turf Removal | Upgraded Fitness Course Stations |
| Lip removal and Grading            | New Play Structure               |

|  |                                  |
|--|----------------------------------|
| Hydro Seeding  | Challenge Course                 |
| Drought tolerant Plants along the entire perimeter of the park | Shade Structure for Fitness Zone |
| Decomposed Granite Paths throughout the perimeter of the park  | Free Standing Climbing Wall      |
|  | Ping Pong & Cornhole             |

### **Replacement Playground, Restroom Costs and Options**

The Board requested cost and equipment options for a new playground/structure and restroom. Both of these amenities are slated to be replaced in Phase II renovations, therefore, there is currently \$0.00 in dedicated funding allocated for either one. Staff reached out to our GameTime playground distributor, Great Western Recreation and our restroom vendor, Public Restroom Company for equipment and cost options.

**Playground:** GameTime is currently offering a 50-50 matching grant for new playground systems until November 2, 2021. This grant is in addition to the discount the District receives through our cooperative partnership with Omnia Partners. The grant is not guaranteed as it is a first-come first-serve grant. Staff received quotes from Great Western Recreation for three different systems meeting ADA requirements but varying levels of inclusivity and different surfacing options:

- **Option 1:** 5-12 YO structure (Pour-In-Place Surfacing, Inclusive Components, New Swings):
  - Full Price: **\$295,971.51**
  - District Cost with Qualifying Grant: *\$147,985.75*
- **Option 1-A:** Same structure as Option 1 but with Fibar Surfacing:
  - Full Price: **\$217,210.26**
  - District Cost with Qualifying Grant: *\$108,605.13*
- **Option 2:** 5-12 YO structure (Pour-In-Place Surfacing, Inclusive Components, New Swings):
  - Full Price: **\$360,780.04**
  - District Cost with Qualifying Grant: *\$180,390.02*
- **Option 3:** 5-12 YO Structure (Fihar Surfacing, Inclusive Components, New Swings, Sign Package):
  - Full Price: **\$155,398.24**
  - District Cost with Qualifying Grant: *\$77,699.12*

\*A vote of approval will be required to submit a grant application if the Board selects to allocate any funding towards a new playground through the 50-50 matching grant program offered by GameTime.

**Restroom:** Staff reached out to the Public Restroom Company who installed the current unit at Mel Vincent Park. We have three options with rounded pricing as the exact finishes chosen will dictate the exact and final price. Options include:

- **PS-022 Series:** Two (2) ADA Accessible Stalls, gender neutral unit, 20'-8" x 10'-0" building, 90 users/HR: **Starting at \$175,000.**

- **PS-122 Series:** Similar to the PS-022 series unit but installed with a urinal in one stall, 90 users/HR: **Starting at \$190,000.**
- **PS-033 Series:** Two (2) ADA Accessible Stalls, One (1) Non-ADA Accessible Stall, 22'-8" x 12'-0" building, 135 users/HR: **Starting at \$200,000.**

### **FISCAL IMPACT**

To be determined. Currently, there is a shortfall of \$511,863 in the Elacora Mission Oaks fund dedications for projects which have been allocated. This shortfall is due to the increased project costs at Arneill Ranch Park. The Board will need to determine if the Per Capita Program and Urban County Per Capita Program Grant funding should be dedicated to Phase I or Phase II of the Arneill Ranch project and if so the exact amount to each project.

Staff has prepared three potential Fiscal scenarios:

- 1) \$511,683 shortfall for Elacora Quimby Fees for Arneill Ranch Park & identified Freedom Park Pickleball project
  - a. Apply all \$443,539 in Per Capita Grant funds toward Phase I of Arneill Ranch Park renovations. Leaves only a \$68,144 shortfall for the Freedom Park Pickleball project.
- 2) Split the Per Capita Grant Funds between Phase I and Phase II at Arneill Ranch
  - a. Decide how much funding goes into Phase I to cover the shortfall and what project(s) and funding for Phase II will be covered.
- 3) All Per Capita Grant funding is dedicated to Phase II at Arneill Ranch Park
  - a. Select the project or projects to be funded
  - b. Decide how much funding is dedicated to each project if more than one is selected.

### **RECOMMENDATION**

Staff is recommending the Board of Directors:

- 1) Decide if any Per Capita Grant funding will be dedicated to Arneill Ranch Park Phase I construction project costs to cover the current shortfall in Quimby funding.
- 2) If a decision of funding being split between Phase I and Phase II costs is chosen, specify:
  - a. How much is dedicated to Phase I and to Phase II, and
  - b. What projects will be covered for Phase II
- 3) If a decision of funding to be dedicated solely to Phase II is chosen, specify:
  - a. What projects are to be covered, and
  - b. Approve staff to apply for the GameTime 50-50 Grant for a new playground structure if desired.

### **STRATEGIC PLAN COMPLIANCE**

Meets 2021 Strategic Plan Goals:

3.3: Finalize and complete the construction of Phase 1 of the Arneill Ranch Park Master Plan; *Strategy B*: Continue to explore grant opportunities and/or community partnerships to build phases of Arneill Ranch Park.

4.4: Enhance community connections by fostering collaborative partnerships that leverage strengths and resources to enrich the recreation experience.



## ATTACHMENTS

- 1) GameTime – Option #1 (17 pages)
- 2) GameTime – Option #1-A (4 pages)
- 3) GameTime – Option #2 (15 pages)
- 4) GameTime – Option #3 (13 pages)
- 5) Public Restroom Company – PS-022 (2 pages)
- 6) Public Restroom Company – PS-122 (2 pages)
- 7) Public Restroom Company – PS-033 (2 pages)
- 8) GameTime 2021 Grant Application Form (1 page)

Proposal for



# Pleasant Valley Recreation & Park District

Prepared by



09-22-2021  
Job # 104700-01

## Arneill Ranch Park Playground Equipment Option 1



435-760-5103 | [www.gwpark.com](http://www.gwpark.com)

**Arneill Ranch Park Inclusive Playground-Project 104700-01-Opt 1  
Camarillo, CA**



A STRONG FOUNDATION IN PLAY FOR OVER 50 YEARS

P: (435) 245-5055 / F: 435 245-5057 [Tyler@gwpark.com](mailto:Tyler@gwpark.com)



**Arneill Ranch Park Inclusive Playground-Project 104700-01-Opt 1  
Camarillo, CA**



A STRONG FOUNDATION IN PLAY FOR OVER 50 YEARS P: (435) 245-5055 / F: 435 245-5057 Tyler@gwpark.com



**Arneill Ranch Park Inclusive Playground-Project 104700-01-Opt 1  
Camarillo, CA**



A STRONG FOUNDATION IN PLAY FOR OVER 50 YEARS P: (435) 245-5055 / F: 435 245-5057 Tyler@gwpark.com




Arneill Ranch Park Inclusive Playground-Project 104700-01-Opt 1  
Camarillo, CA



A STRONG FOUNDATION IN PLAY FOR OVER 50 YEARS    P: (435) 245-5055 / F: 435 245-5057    Tyler@gwpark.com



**Arneill Ranch Park Inclusive Playground-Project 104700-01-Opt 1  
Camarillo, CA**



A STRONG FOUNDATION IN PLAY FOR OVER 50 YEARS P: (435) 245-5055 / F: 435 245-5057 Tyler@gwpark.com



**Arneill Ranch Park Inclusive Playground-Project 104700-01-Opt 1  
Camarillo, CA**



A STRONG FOUNDATION IN PLAY FOR OVER 50 YEARS    P: (435) 245-5055 / F: 435 245-5057    [Tyler@gwpark.com](mailto:Tyler@gwpark.com)





Arneill Ranch Park Inclusive Playground-Project 104700-01-Opt 1  
Camarillo, CA



A STRONG FOUNDATION IN PLAY FOR OVER 50 YEARS

P: (435) 245-5055 / F: 435 245-5057 [Tyler@gwpark.com](mailto:Tyler@gwpark.com)



**Arneill Ranch Park Inclusive Playground-Project 104700-01-Opt 1**

**Camarillo, CA**



A STRONG FOUNDATION IN PLAY FOR OVER 50 YEARS P: (435) 245-5055 / F: 435 245-5057 [Tyler@gwpark.com](mailto:Tyler@gwpark.com)



PRIMARY PALETTES

- Allegiance     Jellybean     Jovial     Patriotic     Shine     Sunrise



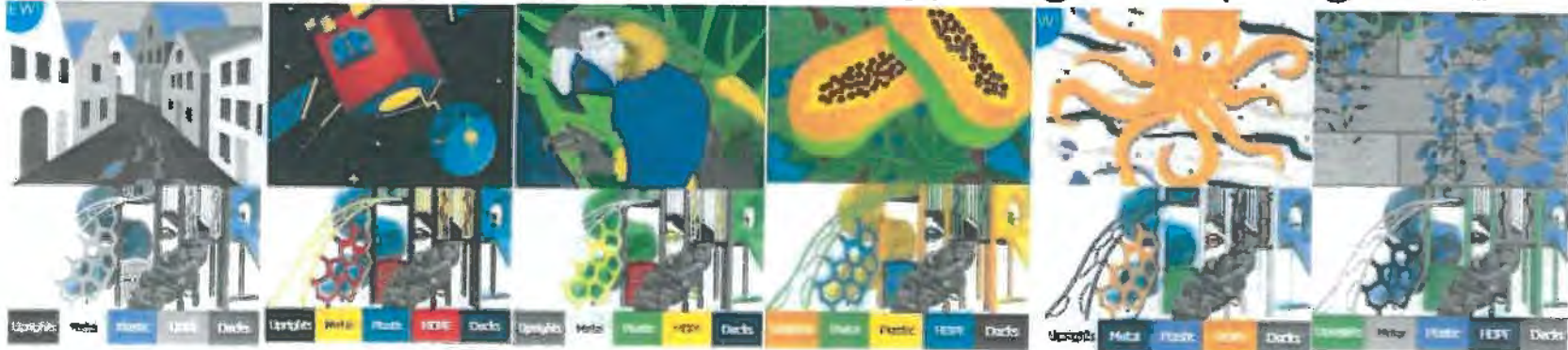
NATURAL PALETTES

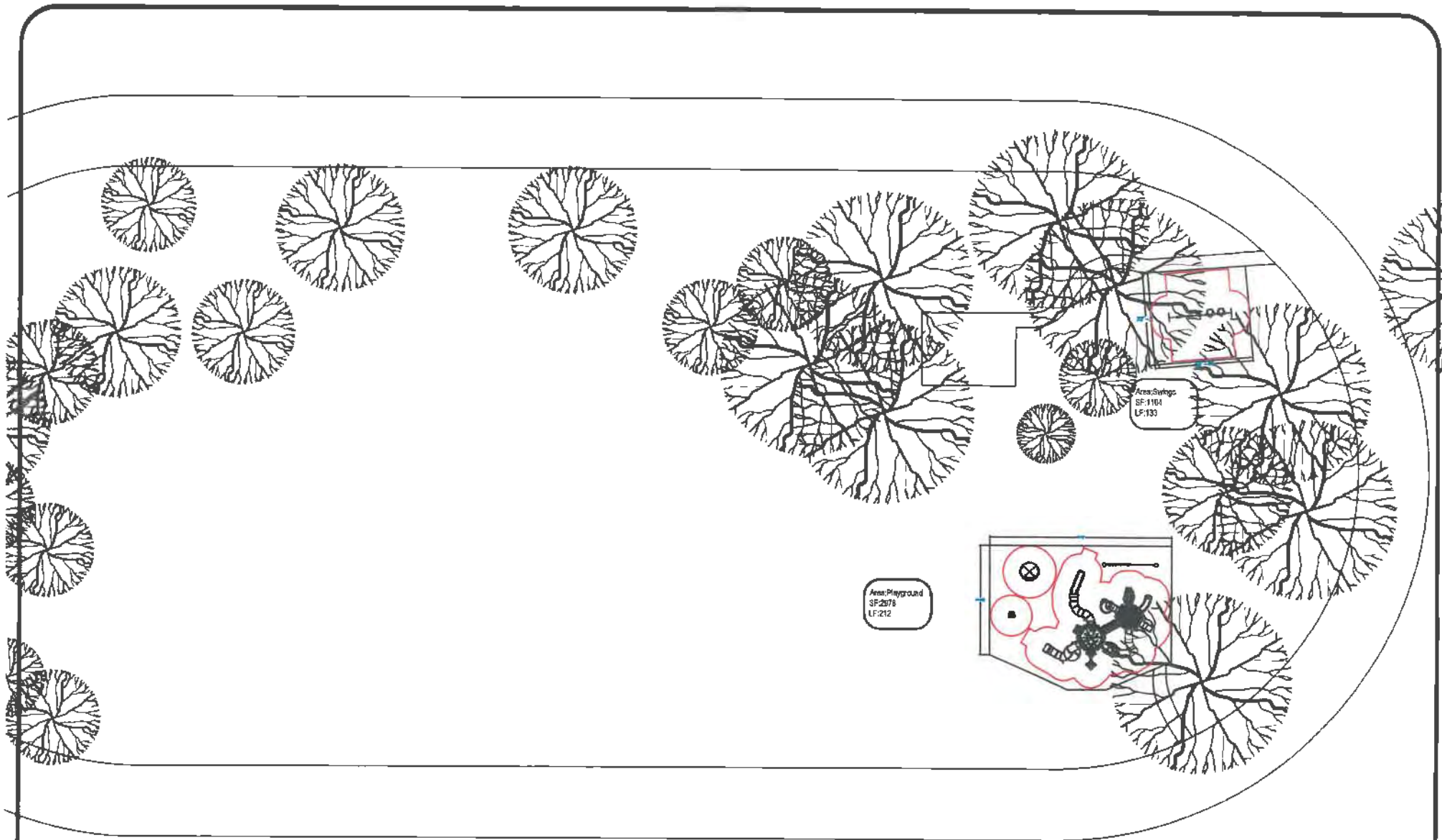
- Arctic     Bayou     Bloom     Jungle     Malibu     Rainforest



CONTEMPORARY PALETTES

- Avalon     Deep Space     Emerald     Papaya     Whimsy     Wisteria





Sales Representative  
 Tyler Kyriopoulos  
 tyler@gwpark.com  
 435-780-5103

**GameTime**  
 150 PlayCore Drive SE  
 Fort Payne, AL 35967  
 www.gametime.com



**Arneill Ranch Park  
 Pleasant Valley Recreation & Park  
 Camarillo, CA**  
 Representative  
**Great Western Recreation**

This Unit includes play events and routes or travel specifically designed for special needs users. It is the obligation of the manufacturer that these play events and routes of travel conform to the accessibility requirements of the ADA (Americans with Disabilities Act)

|   |    |          |   |
|---|----|----------|---|
| Total Elevated Play Components                    | 17 | Required | 0 |
| Total Elevated Play Components Accessible By Ramp | 0  | Required | 0 |
| Total Elevated Components Accessible By Transfer  | 13 | Required | 7 |
| Total Accessible Ground Level Components Shown    | 11 | Required | 5 |
| Total Different Types Of Ground Level Components  | 8  | Required | 3 |

This play equipment is recommended for children ages 5-12

Minimum Area Required:  
 Scale:  
 This drawing can be scaled only when in an 18" x 24" format

**IMPORTANT:** Soft resilient surfacing should be placed in the use zones of all equipment, as specified for each type of equipment, and at depths to meet the critical fall heights, as specified by the U.S. consumer Product Safety Commission, ASTM standard F 1487 and Canadian Standard CAN/CSA-2-614

Drawn By:  
 DP  
 Date:  
 9/16/21  
 Drawing Name:  
 104700-01-OPT 1



GameTime C/O Great Western Recreation  
 P.O. Box 680121  
 Fort Payne, AL 35967  
 Office: 435-245-5055 Fax: 435-245-5057  
 www.gwpark.com

09/22/2021  
 Quote #104700-01-01

## Arneill Ranch Park Playground Equipment Option 1

Pleasant Valley Recreation & Park District  
 Attn: Nick Marienthal  
 1605 E Burnley Street  
 Camarillo, CA 93010  
 Phone: 805-482-5396  
 nmarienthal@pvrpd.org

Ship to Zip 93010

| Quantity | Part #  | Description  | Unit Price   | Amount       |
|----------|---------|--|--------------|--------------|
| 1        | RDU     | GameTime - Custom 5-12 Structure-<br><ul style="list-style-type: none"> <li>Reference drawing #104700-01-OPT 1</li> </ul>  | \$112,928.00 | \$112,928.00 |
| 1        | RDU     | GameTime - Swing Structure-<br><ul style="list-style-type: none"> <li>Reference drawing #104700-01-OPT 1</li> </ul>  | \$3,383.00   | \$3,383.00   |
| 1        | RDU     | GameTime - Freestanding Panels-<br><ul style="list-style-type: none"> <li>Reference drawing #104700-01-OPT 1</li> </ul>  | \$4,658.00   | \$4,658.00   |
| 1        | 3205    | GameTime - Spinning Sensory Wave Seat  | \$1,161.00   | \$1,161.00   |
| 1        | 6263    | GameTime - Inclusive Whirl - Natural   | \$10,763.00  | \$10,763.00  |
| 1        | 28009   | GT-Site - 6' P/S Bench W/Back Inground   | \$703.00     | \$703.00     |
| 1        | 28028   | GT-Site - Receptacle W/Flat Top Inground   | \$814.00     | \$814.00     |
| 4082     | PIP     | GT-Impax - Poured in Place Surfacing, Delivered and Installed-<br>*List price, 105,783.53, discounted per Omnia contract<br>4,082 sf, 8' CFH<br>Includes 50/50 standard epdm and black - tbd<br>Aromatic Binder, Prevailing Wages<br>Based on good job access, no design | \$21.25      | \$86,742.50  |
| 1        | INSTALL | Install - Mobilization-<br>Prevailing wage   | \$2,592.00   | \$2,592.00   |
| 1        | INSTALL | Install - Demolition of existing structure bench and trash can-<br>Prevailing wage   | \$2,385.00   | \$2,385.00   |
| 4082     | INSTALL | Install - Excavation and disposal of 4082SF of existing sand, grass, and earth, 8" depth-<br>Prevailing wage   | \$2.60       | \$10,613.20  |
| 1        | INSTALL | Install - Demolition and removal of concrete curb border and sidewalk around playground area-<br>Prevailing wage   | \$3,472.00   | \$3,472.00   |
| 4082     | INSTALL | Install - Construction of Substrate supply and install 4082SF compacted aggregate base at 4" depth-<br>Prevailing wage   | \$3.24       | \$13,225.68  |
| 1        | INSTALL | Install - Installation of new play equipment-<br>Prevailing wage   | \$23,705.00  | \$23,705.00  |
| 212      | INSTALL | Install - Installation of new concrete curb 6"W x 8"D 212LF-<br>Prevailing wage  | \$44.69      | \$9,474.28   |
| 1        | INSTALL | Install - Installation of new Tuff Clad in ground bench and trash can-<br>Prevailing wage  | \$842.00     | \$842.00     |

**OMNIA**  
 PARTNERS



GameTime C/O Great Western Recreation  
 P.O. Box 660121  
 Fort Payne, AL 35967  
 Office: 435-245-5055 Fax: 435-245-5057  
 www.gwpark.com

09/22/2021  
 Quote #104700-01-01

## Arneill Ranch Park Playground Equipment Option 1

| Quantity        | Part #  | Description   | Unit Price                | Amount        |
|-----------------|---------|---|---------------------------|---------------|
| 1               | INSTALL | Install - Installation of new 2-bay swing-<br>Prevailing wage | \$3,240.00                | \$3,240.00    |
| Contract: OMNIA |         |   | <b>Sub Total</b>          | \$290,701.68  |
|                 |         |   | <b>Discount</b>           | (\$28,612.69) |
|                 |         |   | <b>Material Surcharge</b> | \$18,939.15   |
|                 |         |   | <b>Freight</b>            | \$5,900.00    |
|                 |         |   | <b>Tax</b>                | \$9,043.39    |
|                 |         |   | <b>Total</b>              | \$295,971.51  |

**Comments**

Your sales rep is Tyler Kyriopoulos. Please reach out to Tyler at 435-760-5103 if you should have any questions regarding this quote.

Pricing is subject to change. Request updated pricing when purchasing from quotes more than 30 days old.

**\*\*Material Surcharge reflects raw material price increase\*\***

Shipping to Site Address:  
 1301 Sweetwater Ave  
 Camarillo, CA 93010

\*Freight charges are based on listed zip code and are subject to change, if shipping information changes.

Prevailing Wages



GameTime C/O Great Western Recreation  
 P.O. Box 680121  
 Fort Payne, AL 35967  
 Office: 435-245-5055 Fax: 435-245-5057  
 www.gwpark.com

09/22/2021  
 Quote #104700-01-01

## Arneill Ranch Park Playground Equipment Option 1

**Remit Payment to:**

GameTime  
 P.O. Box 680121  
 Fort Payne, AL 35968

**Taxes:**

All applicable taxes will be added at time of invoicing unless otherwise included or a tax-exempt certificate is provided. If sales tax exempt, you must provide a copy of certificate to be considered exempt.

**Prices:**

FOB Factory.

**Orders:**

All orders shall be in writing by purchase order, contract, or similar document made out to PlayCore Wisconsin Inc., dba GameTime. Standard GameTime equipment orders over \$100,000 may require a deposit of 25% at the time of order and an additional 25% at or before order ships. Standard orders with equipment, installation and surfacing are requested to be split billed. Equipment, Taxes & Freight as noted above. Installation and Surfacing billed as completed and Due Upon Receipt.

**Terms:**

Cash With Order Discount-(CWO)-Orders for GameTime equipment paid in full at time of order via check, Electronic Funds Transfer (ACH or wire) are eligible for a three percent (3%) cash with order discount. Credit terms are Net 30 days, subject to approval by the GameTime Credit Manager. A completed credit application must be submitted and approved prior to the order being received. Please allow at minimum 2 days for the credit review process. GameTime may also require: Completed Project Information Sheet (if applicable) Copies of Payment and Performance Bonds (if applicable) A 1.5% per month finance charge will be imposed on all past due invoices. Retainage not accepted. Orders under \$5,000 require payment with order.

DIR# 1000015528 CSLB#655664

**INSTALLATION CONDITIONS:**

- **ACCESS:** Site should be clear, level and allow for unrestricted access of trucks and machinery.
- **STORAGE:** Customer is responsible for providing a secure location to off-load and store the equipment during the installation process. Once equipment has delivered to the site, the owner is responsible should theft or vandalism occur unless other arrangements are made and noted on the quotation.
- **FOOTER EXCAVATION:** Installation pricing is based on footer excavation through earth/soil only. Customer shall be responsible for unknown conditions such as buried utilities (public & private), tree stumps, rock, or any concealed materials or conditions that may result in additional labor or materials cost.
- **UTILITIES:** Owner is responsible for locating any private utilities.
- **ADDITIONAL COSTS:** Pricing is based on a single mobilization for installation unless otherwise noted. Price includes ONLY what is stated in this quotation. If additional site work or specialized equipment is required, pricing is subject to change.





A PLAYCORE Company

GameTime C/O Great Western Recreation  
P.O. Box 680121  
Fort Payne, AL 35967  
Office: 435-245-5055 Fax: 435-245-5057  
www.gwpark.com

09/22/2021  
Quote #104700-01-01

## Arneill Ranch Park Playground Equipment Option 1

### ACCEPTANCE OF QUOTATION:

Acceptance of this proposal indicates your agreement to the terms and conditions stated herein.

Accepted By (printed): \_\_\_\_\_ Title: \_\_\_\_\_

Telephone: \_\_\_\_\_ Fax: \_\_\_\_\_

P.O. Number: \_\_\_\_\_ Date: \_\_\_\_\_

Purchase Amount: **\$296,971.61**

SALES TAX EXEMPTION CERTIFICATE #: \_\_\_\_\_ FEIN# \_\_\_\_\_

(PLEASE PROVIDE A COPY OF CERTIFICATE)

\_\_\_\_\_  
Salesperson's Signature                      Customer Signature

DIR Project # (California only) \_\_\_\_\_





GameTime C/O Great Western Recreation  
P.O. Box 660121  
Fort Payne, AL 35967  
Office: 435-245-5055 Fax: 435-245-5057  
www.gwpark.com

09/22/2021  
Quote #104700-01-01

## Arneill Ranch Park Playground Equipment Option 1

Customer Order Info:

**BILLING INFORMATION:**

Bill to: \_\_\_\_\_

Contact: \_\_\_\_\_

Address: \_\_\_\_\_

Address: \_\_\_\_\_

City, State: \_\_\_\_\_ Zip: \_\_\_\_\_

Tel: \_\_\_\_\_ Fax: \_\_\_\_\_

E-mail: \_\_\_\_\_

**SHIPPING INFORMATION (IF DIFFERENT FROM ABOVE):**

Ship to: \_\_\_\_\_

Contact: \_\_\_\_\_

Address: \_\_\_\_\_

Address: \_\_\_\_\_

City, State: \_\_\_\_\_ Zip: \_\_\_\_\_

Tel: \_\_\_\_\_ Fax: \_\_\_\_\_

E-mail: \_\_\_\_\_

# AFTER YOU PLACE YOUR ORDER

What to expect in the schedule of events that take place after your order.



## THE TIMELINE

Once your order is received, it is sent to the company headquarters in Fort Payne, Alabama.

You will receive a confirmation letter, confirming your order and the projected delivery date. If you have included installation in your order, an installer will also contact you before the order ships to confirm the details regarding

- site preparation requirements
- surfacing type and depth
- underground utility locations
- coordination with other trades
- accessibility to the site for delivery/installation.

Your order will ship via common carrier 24-45 days after its acceptance into the GameTime system. Depending on how far from Fort Payne, Alabama you are located, the order should arrive in 3-10 days after shipment.

Your freight carrier will contact you 24 hours in advance of the delivery. You will need 2-4 people to help you unload. Heavier items like the MegaRock® might require additional helpers.

Your equipment will arrive in large consolidated boxes. You may want to break them open on the truck and unload piece by piece for easier handling. Be sure to locate the box labeled "Installation Instructions Inside" and set it aside.

You will also want to make sure you have a secure location to store all your equipment until the installation day. Your driver will give you a bill of lading, documenting the number of boxes, as well as a listing of component number of the parts that you should have received. Before signing the receipt, you'll want to inventory the shipment and note any missing items on the bill of lading before the driver leaves.



gametime.com | 800.235.2440



GameTime C/O Great Western Recreation  
 P.O. Box 680121  
 Fort Payne, AL 35967  
 Office: 435-245-5055 Fax: 435-245-5057  
 www.gwpark.com

10/06/2021  
 Quote #104700-02-01

## Arneill Ranch Park Playground Equipment Option 1A

Pleasant Valley Recreation & Park District  
 Attn: Nick Marienthal  
 1605 E Burnley Street  
 Camarillo, CA 93010  
 Phone: 805-482-5398  
 nmarienthal@pvrvpd.org

Ship to Zip 93010

| Quantity        | Part #  | Description  | Unit Price       | Amount               |
|-----------------|---------|--|------------------|----------------------|
| 1               | RDU     | GameTime - Custom 5-12 Structure-<br>• Reference drawing #104700-01-OPT 1  | \$112,928.00     | \$112,928.00         |
| 1               | RDU     | GameTime - Swing Structure-<br>• Reference drawing #104700-01-OPT 1  | \$3,383.00       | \$3,383.00           |
| 1               | RDU     | GameTime - Freestanding Panels-<br>• Reference drawing #104700-01-OPT 1  | \$4,658.00       | \$4,658.00           |
| 1               | 3205    | GameTime - Spinning Sensory Wave Seat  | \$1,161.00       | \$1,161.00           |
| 1               | 6263    | GameTime - Inclusive Whirl - Natural   | \$10,763.00      | \$10,763.00          |
| 1               | 28009   | GT-Site - 6' P/S Bench W/Back Inground   | \$703.00         | \$703.00             |
| 1               | 28026   | GT-Site - Receptacle W/Flat Top Inground   | \$814.00         | \$814.00             |
| 1               | INSTALL | Install - Mobilization-<br>Prevailing wage   | \$2,592.00       | \$2,592.00           |
| 1               | INSTALL | Install - Demolition of existing structure bench and trash can-<br>Prevailing wage                                     | \$2,385.00       | \$2,385.00           |
| 4082            | INSTALL | Install - Excevation and disposal of 4082SF of existing sand, grass, and earth. 8" depth-<br>Prevailing wage           | \$3.89           | \$15,878.98          |
| 1               | INSTALL | Install - Demolition and removal of concrete curb border and sidewalk around playground area-<br>Prevailing wage       | \$3,472.00       | \$3,472.00           |
| 190             | INSTALL | Install - My Bark EWF Blown in Price is per cubic yard and includes freight, tax and filter fabric-<br>Prevailing wage | \$98.00          | \$18,620.00          |
| 1               | INSTALL | Install - Installation of new play equipment-<br>Prevailing wage   | \$23,705.00      | \$23,705.00          |
| 212             | INSTALL | Install - Installation of new concrete curb 6"W x 8"D 212LF-<br>Prevailing wage  | \$44.69          | \$9,474.28           |
| 1               | INSTALL | Install - Installation of new Tuff Clad in ground bench and trash can-<br>Prevailing wage                              | \$842.00         | \$842.00             |
| 1               | INSTALL | Install - Installation of new 2-bay swing-<br>Prevailing wage  | \$3,240.00       | \$3,240.00           |
| 1               | INSTALL | Install - Provide and install qty 2, ADA concrete ramps-<br>Prevailing wage  | \$2,591.00       | \$2,591.00           |
| Contract: OMNIA |         |  | <b>Sub Total</b> | <b>\$217,210.26</b>  |
|                 |         |  | <b>Discount</b>  | <b>(\$28,612.68)</b> |



GameTime C/O Great Western Recreation  
 P.O. Box 680121  
 Fort Payne, AL 35967  
 Office: 435-245-5055 Fax: 435-245-5057  
 www.gwpark.com

10/06/2021  
 Quote #104700-02-01

## Arneill Ranch Park Playground Equipment Option 1A

| Quantity | Part # | Description | Unit Price                | Amount              |
|----------|--------|-------------|---------------------------|---------------------|
|          |        |             | <b>Material Surcharge</b> | \$18,939.15         |
|          |        |             | <b>Freight</b>            | \$5,900.00          |
|          |        |             | <b>Tax</b>                | \$9,043.39          |
|          |        |             | <b>Total</b>              | <b>\$222,480.11</b> |

**Comments**

Your sales rep is Tyler Kyriopoulos. Please reach out to Tyler at 435-760-5103 if you should have any questions regarding this quote.

Pricing is subject to change. Request updated pricing when purchasing from quotes more than 30 days old.

**\*\*Material Surcharge reflects raw material price increase\*\***

Shipping to Site Address:  
 1301 Sweetwater Ave  
 Camarillo, CA 93010

\*Freight charges are based on listed zip code and are subject to change, if shipping information changes.

Prevailing Wages  
**Remit Payment to:**  
 GameTime  
 P.O. Box 680121  
 Fort Payne, AL 35968

**Taxes:**  
 All applicable taxes will be added at time of invoicing unless otherwise included or a tax-exempt certificate is provided.  
 If sales tax exempt, you must provide a copy of certificate to be considered exempt.

**Prices:**  
 FOB Factory.

**Orders:**  
 All orders shall be in writing by purchase order, contract, or similar document made out to PlayCore Wisconsin Inc., dba GameTime.  
 Standard GameTime equipment orders over \$100,000 may require a deposit of 25% at the time of order and an additional 25% at or before order ships.  
 Standard orders with equipment, installation and surfacing are requested to be split billed.  
 Equipment, Taxes & Freight as noted above  
 Installation and Surfacing billed as completed and Due Upon Receipt.

**Terms:**  
 Cash With Order Discount-(CWO)-Orders for GameTime equipment paid in full at time of order via check, Electronic Funds Transfer (ACH or wire) are eligible for a three percent (3%) cash with order discount.  
 Credit terms are Net 30 days, subject to approval by the GameTime Credit Manager. A completed credit application must be submitted and approved prior to the order being received. Please allow at minimum 2 days for the credit review process. GameTime may also require:  
 Completed Project Information Sheet (if applicable)  
 Copies of Payment and Performance Bonds (if applicable)  
 A 1.5% per month finance charge will be imposed on all past due invoices.  
 Retainage not accepted.  
 Orders under \$5,000 require payment with order.

DIR# 1000016626 CSLB#855664





GameTime C/O Great Western Recreation  
P.O. Box 680121  
Fort Payne, AL 35967  
Office: 435-245-5055 Fax: 435-245-5057  
www.gwpark.com

10/06/2021  
Quote #104700-02-01

## Arneill Ranch Park Playground Equipment Option 1A

### INSTALLATION CONDITIONS:

- **ACCESS:** Site should be clear, level and allow for unrestricted access of trucks and machinery.
- **STORAGE:** Customer is responsible for providing a secure location to off-load and store the equipment during the installation process. Once equipment has delivered to the site, the owner is responsible should theft or vandalism occur unless other arrangements are made and noted on the quotation.
- **FOOTER EXCAVATION:** Installation pricing is based on footer excavation through earth/soil only. Customer shall be responsible for unknown conditions such as buried utilities (public & private), tree stumps, rock, or any concealed materials or conditions that may result in additional labor or materials cost.
- **UTILITIES:** Owner is responsible for locating any private utilities.
- **ADDITIONAL COSTS:** Pricing is based on a single mobilization for installation unless otherwise noted. Price includes ONLY what is stated in this quotation. If additional site work or specialized equipment is required, pricing is subject to change.

### ACCEPTANCE OF QUOTATION:

Acceptance of this proposal indicates your agreement to the terms and conditions stated herein.

Accepted By (printed): \_\_\_\_\_ Title: \_\_\_\_\_

Telephone: \_\_\_\_\_ Fax: \_\_\_\_\_

P.O. Number: \_\_\_\_\_ Date: \_\_\_\_\_

Purchase Amount: **\$222,480.11**

SALES TAX EXEMPTION CERTIFICATE #: \_\_\_\_\_ FEIN# \_\_\_\_\_

(PLEASE PROVIDE A COPY OF CERTIFICATE)

\_\_\_\_\_  
Salesperson's Signature                      Customer Signature

DIR Project # (California only) \_\_\_\_\_



GameTime C/O Great Western Recreation  
P.O. Box 680121  
Fort Payne, AL 35967  
Office: 435-245-5055 Fax: 435-245-5057  
www.gwpark.com

10/06/2021  
Quote #104700-02-01

## Arneill Ranch Park Playground Equipment Option 1A

Customer Order Info:

**BILLING INFORMATION:**

Bill to: \_\_\_\_\_

Contact: \_\_\_\_\_

Address: \_\_\_\_\_

Address: \_\_\_\_\_

City, State: \_\_\_\_\_ Zip: \_\_\_\_\_

Tel: \_\_\_\_\_ Fax: \_\_\_\_\_

E-mail: \_\_\_\_\_

**SHIPPING INFORMATION (IF DIFFERENT FROM ABOVE):**

Ship to: \_\_\_\_\_

Contact: \_\_\_\_\_

Address: \_\_\_\_\_

Address: \_\_\_\_\_

City, State: \_\_\_\_\_ Zip: \_\_\_\_\_

Tel: \_\_\_\_\_ Fax: \_\_\_\_\_

E-mail: \_\_\_\_\_

Proposal for



# Pleasant Valley Recreation & Park District

Prepared by



09-22-2021  
Job # 104700-01

## Arneill Ranch Park Playground Equipment Option 2



435-760-5103 | [www.gwpark.com](http://www.gwpark.com)

**Arneill Ranch Park Inclusive Playground-Project 104700-01-Opt 2  
Camarillo, CA**



A STRONG FOUNDATION IN PLAY FOR OVER 50 YEARS

P: (435) 245-5055 / F: 435.245-5057 [Tyler@gwpark.com](mailto:Tyler@gwpark.com)





**Arneill Ranch Park Inclusive Playground-Project 104700-01-Opt 2  
Camarillo, CA**



A STRONG FOUNDATION IN PLAY FOR OVER 50 YEARS P: (335) 245-5055 / F: 435 245-5057 [Tyler@gwppark.com](mailto:Tyler@gwppark.com)



**Arneill Ranch Park Inclusive Playground-Project 104700-01-Opt 2  
Camarillo, CA**



A STRONG FOUNDATION IN PLAY FOR OVER 50 YEARS

P: (435) 245-5055 / F: 435 245-5057 [tyler@gwpark.com](mailto:tyler@gwpark.com)



**Arneill Ranch Park Inclusive Playground-Project 104700-01-Opt 2  
Camarillo, CA**



A STRONG FOUNDATION IN PLAY FOR OVER 50 YEARS

P: (435) 245-5055 / F: 435 245-5057 [Tyler@gwpark.com](mailto:Tyler@gwpark.com)



**Arneill Ranch Park Inclusive Playground-Project 104700-01-Opt 2  
Camarillo, CA**



A STRONG FOUNDATION IN PLAY FOR OVER 50 YEARS

P: (435) 245-5055 / F: 435 245-5057 [Tyler@gwpark.com](mailto:Tyler@gwpark.com)



**Arneill Ranch Park Inclusive Playground-Project 104700-01-Opt 2  
Camarillo, CA**



A STRONG FOUNDATION IN PLAY FOR OVER 50 YEARS

P: (435) 245-5055 / F: 435 245-5057 [Tyler@gwpark.com](mailto:Tyler@gwpark.com)



**Arneill Ranch Park Inclusive Playground-Project 104700-01-Opt 2  
Camarillo, CA**



A STRONG FOUNDATION IN PLAY FOR OVER 50 YEARS

P: (435) 245-5055 / F: 435 245-5057 [Tyler@gwppark.com](mailto:Tyler@gwppark.com)



Project: 104700-01-Opt 2  
 Surfacing: 50-50 PIP

CUSTOM COLOR SELECTIONS

Approved by: \_\_\_\_\_

CUSTOM COLORS:

ITEM COLOR ITEM COLOR ITEM COLOR

Accent 2 Blue

| NA <input type="radio"/> | BASIC        | NA <input type="radio"/> | ACCENT/ARCH  | NA <input type="radio"/> | METAL ROOF   | NA <input type="radio"/> | ROTO         | NA <input type="radio"/> | TUBE         | NA <input type="radio"/> | PLASTIC ROOF | NA <input type="radio"/> | HDPE         | 2 COLOR HDPE          | NA <input type="radio"/> | SHADE                 |            |
|--------------------------|--------------|--------------------------|--------------|--------------------------|--------------|--------------------------|--------------|--------------------------|--------------|--------------------------|--------------|--------------------------|--------------|-----------------------|--------------------------|-----------------------|------------|
| <input type="radio"/>    | White        | <input type="radio"/>    | White        | <input type="radio"/>    | White        | <input type="radio"/>    | Champagne    | <input type="radio"/>    | Champagne    | <input type="radio"/>    | Champagne    | <input type="radio"/>    | Dolphin Gray | <input type="radio"/> | White/Black              | <input type="radio"/> | White      |
| <input type="radio"/>    | Champagne    | <input type="radio"/>    | Champagne    | <input type="radio"/>    | Champagne    | <input type="radio"/>    | Beige        | <input type="radio"/>    | Beige        | <input type="radio"/>    | Beige        | <input type="radio"/>    | Black        | <input type="radio"/> | White/Black              | <input type="radio"/> | Graphite   |
| <input type="radio"/>    | Metallc      | <input type="radio"/>    | Metallc      | <input type="radio"/>    | Metallc      | <input type="radio"/>    | Green        | <input type="radio"/>    | Green        | <input type="radio"/>    | Green        | <input type="radio"/>    | Beige        | <input type="radio"/> | White/Black              | <input type="radio"/> | Charcoal   |
| <input type="radio"/>    | Starlight    | <input type="radio"/>    | Starlight    | <input type="radio"/>    | Starlight    | <input type="radio"/>    | Light Green  | <input type="radio"/>    | Light Green  | <input type="radio"/>    | Light Green  | <input type="radio"/>    | Brown        | <input type="radio"/> | White/Black              | <input type="radio"/> | Gold       |
| <input type="radio"/>    | Black        | <input type="radio"/>    | Black        | <input type="radio"/>    | Black        | <input type="radio"/>    | Spring Green | <input type="radio"/>    | Spring Green | <input type="radio"/>    | Spring Green | <input type="radio"/>    | Green        | <input type="radio"/> | White/Black              | <input type="radio"/> | Black      |
| <input type="radio"/>    | Bronze       | <input type="radio"/>    | Bronze       | <input type="radio"/>    | Bronze       | <input type="radio"/>    | Dark Blue    | <input type="radio"/>    | Dark Blue    | <input type="radio"/>    | Dark Blue    | <input type="radio"/>    | Spring Green | <input type="radio"/> | White/Black              | <input type="radio"/> | Evergreen  |
| <input type="radio"/>    | Beige        | <input type="radio"/>    | Beige        | <input type="radio"/>    | Beige        | <input type="radio"/>    | Blue         | <input type="radio"/>    | Blue         | <input type="radio"/>    | Blue         | <input type="radio"/>    | Blue         | <input type="radio"/> | White/Black              | <input type="radio"/> | Alzate     |
| <input type="radio"/>    | Brown        | <input type="radio"/>    | Brown        | <input type="radio"/>    | Brown        | <input type="radio"/>    | Sky Blue     | <input type="radio"/>    | Sky Blue     | <input type="radio"/>    | Sky Blue     | <input type="radio"/>    | Sky Blue     | <input type="radio"/> | White/Black              | <input type="radio"/> | Aquamarine |
| <input type="radio"/>    | Dark Green   | <input type="radio"/>    | Dark Green   | <input type="radio"/>    | Dark Green   | <input type="radio"/>    | Periwinkle   | <input type="radio"/>    | Periwinkle   | <input type="radio"/>    | Periwinkle   | <input type="radio"/>    | Purple       | <input type="radio"/> | White/Black              | <input type="radio"/> | Tone Frog  |
| <input type="radio"/>    | Green        | <input type="radio"/>    | Green        | <input type="radio"/>    | Green        | <input type="radio"/>    | Royal Purple | <input type="radio"/>    | Royal Purple | <input type="radio"/>    | Royal Purple | <input type="radio"/>    | Pumpkin      | <input type="radio"/> | White/Black              | <input type="radio"/> | Deep Sea   |
| <input type="radio"/>    | Light Green  | <input type="radio"/>    | Light Green  | <input type="radio"/>    | Light Green  | <input type="radio"/>    | Red          | <input type="radio"/>    | Red          | <input type="radio"/>    | Red          | <input type="radio"/>    | Red          | <input type="radio"/> | White/Black              | <input type="radio"/> | Sky        |
| <input type="radio"/>    | Spring Green | <input type="radio"/>    | Spring Green | <input type="radio"/>    | Spring Green | <input type="radio"/>    | Orange       | <input type="radio"/>    | Orange       | <input type="radio"/>    | Orange       | <input type="radio"/>    | Orange       | <input type="radio"/> | White/Black              | <input type="radio"/> | Light      |
| <input type="radio"/>    | Blue         | <input type="radio"/>    | Blue         | <input type="radio"/>    | Blue         | <input type="radio"/>    | Yellow       | <input type="radio"/>    | Yellow       | <input type="radio"/>    | Yellow       | <input type="radio"/>    | Yellow       | <input type="radio"/> | White/Black              | <input type="radio"/> | Bliss      |
| <input type="radio"/>    | Sky Blue     | <input type="radio"/>    | Sky Blue     | <input type="radio"/>    | Sky Blue     | <input type="radio"/>    |              |                          |              |                          |              |                          |              | <input type="radio"/> | White/Black              | <input type="radio"/> | Denotation |
| <input type="radio"/>    | Periwinkle   | <input type="radio"/>    | Periwinkle   | <input type="radio"/>    | Periwinkle   | <input type="radio"/>    |              |                          |              |                          |              |                          |              | <input type="radio"/> | White/Black              | <input type="radio"/> |            |
| <input type="radio"/>    | Royal Purple | <input type="radio"/>    | Royal Purple | <input type="radio"/>    | Royal Purple | <input type="radio"/>    |              |                          |              |                          |              |                          |              | <input type="radio"/> | White/Black              | <input type="radio"/> |            |
| <input type="radio"/>    | Pumpkin      | <input type="radio"/>    | Pumpkin      | <input type="radio"/>    | Pumpkin      | <input type="radio"/>    |              |                          |              |                          |              |                          |              | <input type="radio"/> | White/Black              | <input type="radio"/> |            |
| <input type="radio"/>    | Red          | <input type="radio"/>    | Red          | <input type="radio"/>    | Red          | <input type="radio"/>    |              |                          |              |                          |              |                          |              | <input type="radio"/> | White/Black              | <input type="radio"/> |            |
| <input type="radio"/>    | Orange       | <input type="radio"/>    | Orange       | <input type="radio"/>    | Orange       | <input type="radio"/>    |              |                          |              |                          |              |                          |              | <input type="radio"/> | White/Black              | <input type="radio"/> |            |
| <input type="radio"/>    | Yellow       | <input type="radio"/>    | Yellow       | <input type="radio"/>    | Yellow       | <input type="radio"/>    |              |                          |              |                          |              |                          |              | <input type="radio"/> | White/Black              | <input type="radio"/> |            |

DECKS

RECYCLED LUMBER

ROCK

|                       |      |                       |      |                       |     |                       |       |                       |      |                       |       |                       |      |                       |          |                       |              |
|-----------------------|------|-----------------------|------|-----------------------|-----|-----------------------|-------|-----------------------|------|-----------------------|-------|-----------------------|------|-----------------------|----------|-----------------------|--------------|
| <input type="radio"/> | Gray | <input type="radio"/> | Blue | <input type="radio"/> | Red | <input type="radio"/> | Brown | <input type="radio"/> | Gray | <input type="radio"/> | Tudor | <input type="radio"/> | Sand | <input type="radio"/> | Charcoal | <input type="radio"/> | Deep Granite |
|-----------------------|------|-----------------------|------|-----------------------|-----|-----------------------|-------|-----------------------|------|-----------------------|-------|-----------------------|------|-----------------------|----------|-----------------------|--------------|


HANDGRIP

VISTAROPE

PRIMARY  
 NATURAL

|                       |     |                       |       |                       |      |                       |       |
|-----------------------|-----|-----------------------|-------|-----------------------|------|-----------------------|-------|
| <input type="radio"/> | Red | <input type="radio"/> | Green | <input type="radio"/> | Blue | <input type="radio"/> | Beige |
|-----------------------|-----|-----------------------|-------|-----------------------|------|-----------------------|-------|

|                       |     |                       |      |                       |        |                       |       |                       |       |                       |         |                       |       |                       |           |                       |          |                       |            |                       |             |
|-----------------------|-----|-----------------------|------|-----------------------|--------|-----------------------|-------|-----------------------|-------|-----------------------|---------|-----------------------|-------|-----------------------|-----------|-----------------------|----------|-----------------------|------------|-----------------------|-------------|
| <input type="radio"/> | Red | <input type="radio"/> | Blue | <input type="radio"/> | Yellow | <input type="radio"/> | Green | <input type="radio"/> | Brown | <input type="radio"/> | Natural | <input type="radio"/> | Black | <input type="radio"/> | Red/Black | <input type="radio"/> | Red/Blue | <input type="radio"/> | Blue/Black | <input type="radio"/> | Green/Brown |
|-----------------------|-----|-----------------------|------|-----------------------|--------|-----------------------|-------|-----------------------|-------|-----------------------|---------|-----------------------|-------|-----------------------|-----------|-----------------------|----------|-----------------------|------------|-----------------------|-------------|



Sales Representative  
 Tyler Kyriopoulos  
 tyler@gwpark.com  
 435-760-6103

**GameTime**  
 150 PlayCare Drive SE  
 Fort Payne, AL 35967  
 www.gametime.com



Amell Ranch Park  
 Pleasant Valley Recreation & Park District  
 Camarillo, CA  
 Representative  
 Great Western Recreation

This Unit includes play events and routes or travel specifically designed for special needs users. It is the option of the manufacturer that these play events and routes of travel conform to the accessibility requirements of the ADA (Americans with Disabilities Act)

|   |    |          |    |
|---|----|----------|----|
| Total Elevated Play Components                    | 20 |          | 10 |
| Total Elevated Play Components Accessible By Ramp | 13 | Required | 10 |
| Total Elevated Components Accessible By Transfer  | 18 | Required | 10 |
| Total Accessible Ground Level Components Shown    | 8  | Required | 3  |
| Total Different Types Of Ground Level Components  | 3  | Required | 3  |

This play equipment is recommended for children ages 5-12

Minimum Area Required:  
 Scale:  
 This drawing can be scaled only when in an 18" x 24" format

**IMPORTANT:** Soft resilient surfacing should be placed in the use zones of all equipment, and at depths to meet the critical fall heights as specified by the U.S. consumer Product Safety Commission, ASTM standard F 1487 and Canadian Standard CAN/CSA-Z-614

Drawn By: DP  
 Date: 9/16/21  
 Drawing Name: 104700-01-OPT 2





GameTime C/O Great Western Recreation  
 P.O. Box 680121  
 Fort Payne, AL 35967  
 Office: 435-245-5055 Fax: 435-245-5057  
 www.gwpark.com

09/22/2021  
 Quote #104700-01-02

## Arneill Ranch Park Playground Equipment Option 2

Pleasant Valley Recreation & Park District  
 Attn: Nick Marienthal  
 1605 E Burnley Street  
 Camarillo, CA 93010  
 Phone: 805-482-5396  
 nmarienthal@pvrpd.org

Ship to Zip 93010

| Quantity        | Part #  | Description  | Unit Price       | Amount               |
|-----------------|---------|--|------------------|----------------------|
| 1               | RDU     | GameTime - Custom Inclusive Structure-<br><ul style="list-style-type: none"> <li>Reference drawing #104700-01-O{T 2</li> </ul>   | \$186,773.00     | \$186,773.00         |
| 1               | RDU     | GameTime - Swing Structure-<br><ul style="list-style-type: none"> <li>Reference drawing #104700-01-OPT</li> </ul>  | \$3,383.00       | \$3,383.00           |
| 1               | 28009   | GT-Site - 6' P/S Bench W/Back Inground   | \$703.00         | \$703.00             |
| 1               | 28026   | GT-Site - Receptacle W/Flat Top Inground   | \$814.00         | \$814.00             |
| 4746            | PIP     | GT-Impax - Poured in Place Surfacing, Delivered and Installed-<br>*List price, \$121,949.04, discounted per Omnia Contract<br>4,746 sf, 8' CFH<br>Includes 50/50 standard epdm and black - tbd<br>Aromatic Binder, Prevailing Wages<br>Based on good job access, no design | \$21.07          | \$99,998.22          |
| 1               | INSTALL | Install - Mobilization-<br>Prevailing wage   | \$2,592.00       | \$2,592.00           |
| 1               | INSTALL | Install - Demolition of existing structure bench and trash can-<br>Prevailing wage   | \$2,385.00       | \$2,385.00           |
| 4746            | INSTALL | Install - Excavation and disposal of 4746SF of existing sand grass and earth 8"depth-<br>Prevailing wage   | \$2.60           | \$12,339.80          |
| 1               | INSTALL | Install - Demolition and removal of concrete curb border and sidewalk around playground area-<br>Prevailing wage   | \$3,472.00       | \$3,472.00           |
| 1               | INSTALL | Install - Construction of Substrate supply and install 4746SF compacted-<br>Prevailing wage  | \$3.24           | \$3.24               |
| 1               | INSTALL | Install - Installation of new play equipment-<br>Prevailing wage   | \$33,420.00      | \$33,420.00          |
| 242             | INSTALL | Install - Installation of new concrete curb 6"W x 8"D 242LF-<br>Prevailing wage  | \$44.89          | \$10,814.98          |
| 1               | INSTALL | Install - Installation of new Tuff Clad bench in ground and trash can-<br>Prevailing wage  | \$842.00         | \$842.00             |
| 1               | INSTALL | Install - Installation of new 2-bay swing-<br>Prevailing wage  | \$3,240.00       | \$3,240.00           |
| Contract: OMNIA |         |  | <b>Sub Total</b> | <b>\$360,780.04</b>  |
|                 |         |  | <b>Discount</b>  | <b>(\$44,328.10)</b> |





GameTime C/O Great Western Recreation  
 P.O. Box 680121  
 Fort Payne, AL 35967  
 Office: 435-245-5055 Fax: 435-245-5057  
 www.gwpark.com

09/22/2021  
 Quote #104700-01-02

## Arneill Ranch Park Playground Equipment Option 2

| Quantity | Part # | Description | Unit Price         | Amount              |
|----------|--------|-------------|--------------------|---------------------|
|          |        |             | Material Surcharge | \$26,685.28         |
|          |        |             | Freight            | \$11,800.00         |
|          |        |             | Tax                | \$12,617.33         |
|          |        |             | <b>Total</b>       | <b>\$367,556.55</b> |

**Comments**

Your sales rep is Tyler Kyriopoulos. Please reach out to Tyler at 435-760-5103 if you should have any questions regarding this quote.

Pricing is subject to change. Request updated pricing when purchasing from quotes more than 30 days old.

**\*\*Material Surcharge reflects raw material price increase\*\***

Shipping to Site Address:  
 1301 Sweetwater Ave  
 Camarillo, CA 93010

\*Freight charges are based on listed zip code and are subject to change, if shipping information changes.

Prevailing Wages  
 Remit Payment to:  
 GameTime  
 P.O. Box 680121  
 Fort Payne, AL 35968

**Taxes:**  
 All applicable taxes will be added at time of invoicing unless otherwise included or a tax-exempt certificate is provided.  
 If sales tax exempt, you must provide a copy of certificate to be considered exempt.

**Prices:**  
 FOB Factory.

**Orders:**  
 All orders shall be in writing by purchase order, contract, or similar document made out to PlayCore Wisconsin Inc., dba GameTime.  
 Standard GameTime equipment orders over \$100,000 may require a deposit of 25% at the time of order and an additional 25% at or before order ships.  
 Standard orders with equipment, installation and surfacing are requested to be split billed.  
 Equipment, Taxes & Freight as noted above  
 Installation and Surfacing billed as completed and Due Upon Receipt.

**Terms:**  
 Cash With Order Discount-(CWO)-Orders for GameTime equipment paid in full at time of order via check, Electronic Funds Transfer (ACH or wire) are eligible for a three percent (3%) cash with order discount.  
 Credit terms are Net 30 days, subject to approval by the GameTime Credit Manager. A completed credit application must be submitted and approved prior to the order being received. Please allow at minimum 2 days for the credit review process. GameTime may also require:  
 Completed Project Information Sheet (if applicable)  
 Copies of Payment and Performance Bonds (if applicable)  
 A 1.5% per month finance charge will be imposed on all past due invoices.  
 Retainage not accepted.  
 Orders under \$5,000 require payment with order.

DIR# 1000015526 CSLB#855664





GameTime C/O Great Western Recreation  
 P.O. Box 680121  
 Fort Payne, AL 35967  
 Office: 435-245-5055 Fax: 435-245-5057  
 www.gwpark.com

09/22/2021  
 Quote #104700-01-02

## Arneill Ranch Park Playground Equipment Option 2

### INSTALLATION CONDITIONS:

- **ACCESS:** Site should be clear, level and allow for unrestricted access of trucks and machinery.
- **STORAGE:** Customer is responsible for providing a secure location to off-load and store the equipment during the installation process. Once equipment has delivered to the site, the owner is responsible should theft or vandalism occur unless other arrangements are made and noted on the quotation.
- **FOOTER EXCAVATION:** Installation pricing is based on footer excavation through earth/soil only. Customer shall be responsible for unknown conditions such as buried utilities (public & private), tree stumps, rock, or any concealed materials or conditions that may result in additional labor or materials cost.
- **UTILITIES:** Owner is responsible for locating any private utilities.
- **ADDITIONAL COSTS:** Pricing is based on a single mobilization for installation unless otherwise noted. Price includes ONLY what is stated in this quotation. If additional site work or specialized equipment is required, pricing is subject to change.

### ACCEPTANCE OF QUOTATION:

Acceptance of this proposal indicates your agreement to the terms and conditions stated herein.

Accepted By (printed): \_\_\_\_\_ Title: \_\_\_\_\_

Telephone: \_\_\_\_\_ Fax: \_\_\_\_\_

P.O. Number: \_\_\_\_\_ Date: \_\_\_\_\_

Purchase Amount: **\$367,556.55**

SALES TAX EXEMPTION CERTIFICATE #: \_\_\_\_\_ FEIN# \_\_\_\_\_

(PLEASE PROVIDE A COPY OF CERTIFICATE)

\_\_\_\_\_  
 Salesperson's Signature                      Customer Signature

DIR Project # (California only) \_\_\_\_\_



Tyler Kyrleopoulos  
 tyk@gwpark.com



GameTime C/O Great Western Recreation  
P.O. Box 680121  
Fort Payne, AL 35987  
Office: 435-245-5055 Fax: 435-245-5057  
www.gwpark.com

09/22/2021  
Quote #104700-01-02

## Arneill Ranch Park Playground Equipment Option 2

Customer Order Info:

**BILLING INFORMATION:**

Bill to: \_\_\_\_\_

Contact: \_\_\_\_\_

Address: \_\_\_\_\_

Address: \_\_\_\_\_

City, State: \_\_\_\_\_ Zip: \_\_\_\_\_

Tel: \_\_\_\_\_ Fax: \_\_\_\_\_

E-mail: \_\_\_\_\_

**SHIPPING INFORMATION (IF DIFFERENT FROM ABOVE):**

Ship to: \_\_\_\_\_

Contact: \_\_\_\_\_

Address: \_\_\_\_\_

Address: \_\_\_\_\_

City, State: \_\_\_\_\_ Zip: \_\_\_\_\_

Tel: \_\_\_\_\_ Fax: \_\_\_\_\_

E-mail: \_\_\_\_\_



# AFTER YOU PLACE YOUR ORDER

What to expect in the schedule of events that take place after your order.



## THE TIMELINE

Once your order is received, it is sent to the company headquarters in Fort Payne, Alabama.

You will receive a confirmation letter, confirming your order and the projected delivery date. If you have included installation in your order, an installer will also contact you before the order ships to confirm the details regarding

- site preparation requirements
- surfacing type and depth
- underground utility locations
- coordination with other trades
- accessibility to the site for delivery/installation.

Your order will ship via common carrier 24-45 days after its acceptance into the GameTime system. Depending on how far from Fort Payne, Alabama you are located, the order should arrive in 3-10 days after shipment.

Your freight carrier will contact you 24 hours in advance of the delivery. You will need 2-4 people to help you unload. Heavier items like the MegaRock® might require additional helpers.

Your equipment will arrive in large consolidated boxes. You may want to break them open on the truck and unload piece by piece for easier handling. Be sure to locate the box labeled "Installation Instructions Inside" and set it aside.

You will also want to make sure you have a secure location to store all your equipment until the installation day. Your driver will give you a bill of lading, documenting the number of boxes, as well as a listing of component number of the parts that you should have received. Before signing the receipt, you'll want to inventory the shipment and note any missing items on the bill of lading before the driver leaves.



gametime.com | 800.235.2440

Proposal for  
Pleasant Valley Recreation & Park District

Prepared by



10-06-2021  
Job # 104700-01

Arneill Ranch Park Playground Equipment Opt 3



435-760-5103 | gametime.com

Arneill Ranch Park Inclusive Playground-Project 104700-01-Opt 3  
Camarillo, CA



A STRONG FOUNDATION IN PLAY FOR OVER 50 YEARS

P: (435) 245-5055 / F: 435 245-5057 Tyler@gwpark.com



**Arneill Ranch Park Inclusive Playground-Project 104700-01-Opt 3  
Camarillo, CA**



A STRONG FOUNDATION IN PLAY FOR OVER 50 YEARS

P: (435) 245-5055 / F: 435 245-5057 [Tyler@gwpark.com](mailto:Tyler@gwpark.com)





**Arneill Ranch Park Inclusive Playground-Project 104700-01-Opt 3  
Camarillo, CA**




A STRONG FOUNDATION IN PLAY FOR OVER 50 YEARS

P: (435) 245-5055 / F: 435 245-5057 [Tyler@gwypark.com](mailto:Tyler@gwypark.com)



Arneill Ranch Park Inclusive Playground-Project 104700-01-Opt 3  
Camarillo, CA




A STRONG FOUNDATION IN PLAY FOR OVER 50 YEARS

P: (435) 245-5055 / F: 435 245-5057 [Tyler@gwspark.com](mailto:Tyler@gwspark.com)



**Arneill Ranch Park Inclusive Playground-Project 104700-01-Opt 3  
Camarillo, CA**



A STRONG FOUNDATION IN PLAY FOR OVER 50 YEARS

P: (435) 245-5055 / F: 435 245-5057 [Taylor@gwpark.com](mailto:Taylor@gwpark.com)



**Arneill Ranch Park Inclusive Playground-Project 104700-01-Opt 3  
Camarillo, CA**



A STRONG FOUNDATION IN PLAY FOR OVER 50 YEARS

P: (435) 245-5055 / F: 435 245-5057 [Tyler@gwpark.com](mailto:Tyler@gwpark.com)



**Arneill Ranch Park Inclusive Playground-Project 104700-01-Opt 3**

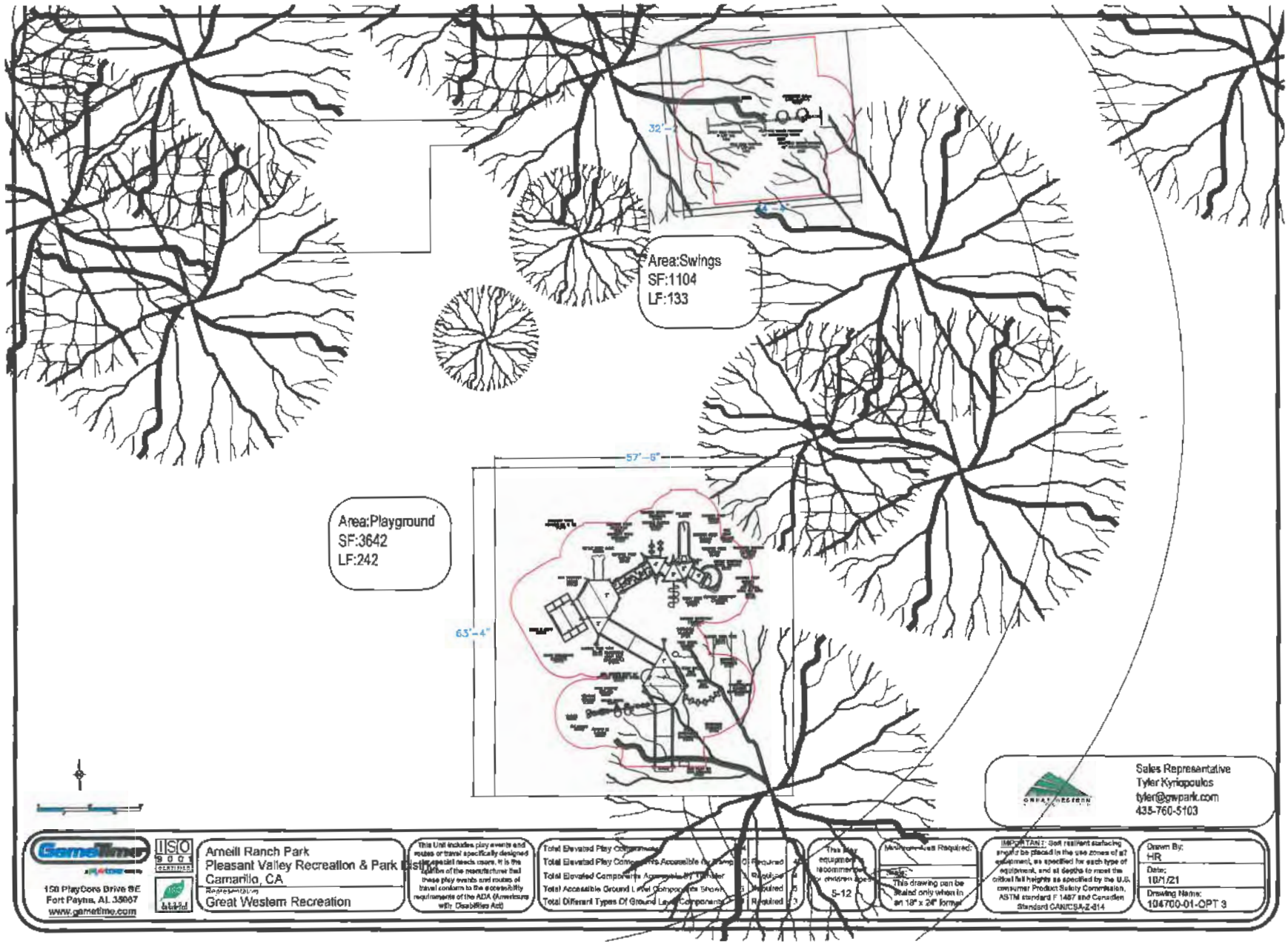
**Camarillo, CA**



A STRONG FOUNDATION IN PLAY FOR OVER 50 YEARS


P: (435) 245-5055 / F: 435 245-5057 Tyler@gwpark.com







Area:Playground  
SF:3642  
LF:242

Area:Swings  
SF:1104  
LF:133

 Sales Representative  
Tyler Kyriopoulos  
tyler@gwpark.com  
435-760-5103

 **GameTime**  
150 PlayDogs Drive SE  
Fort Payne, AL 35907  
www.gametime.com

 **ISO 9001**  
CERTIFIED  
 **Great Western Recreation**

**Amnell Ranch Park**  
Pleasant Valley Recreation & Park  
Camarillo, CA  
Representation  
Great Western Recreation

This Unit includes play events and routes or travel specifically designed to meet needs users. It is the obligation of the manufacturer that these play events and routes of travel conform to the accessibility requirements of the ADA (Americans with Disabilities Act)

Total Elevated Play Components: 0 Required  
Total Elevated Play Components Accessible to Ramp: 4 Required  
Total Elevated Components Accessible by Transfer: 3 Required  
Total Accessible Ground Level Components Shown: 3 Required  
Total Different Types Of Ground Level Components: 3 Required

This play equipment is recommended for children ages 5-12

Minimum Area Required:  
This drawing can be scaled only when in an 18" x 24" format

**IMPORTANT:** All relevant surfacing should be placed in the use zones of all equipment, as specified for each type of equipment, and at depths to meet the critical fall heights as specified by the U.S. consumer Product Safety Commission, ASTM standard F 1487 and Canadian Standard CAN/CSA Z-614

Drawn By:  
HR  
Date:  
10/1/21  
Drawing Title:  
104700-01-0PT 3



GameTime C/O Great Western Recreation  
 P.O. Box 680121  
 Fort Payne, AL 35967  
 Office: 435-245-5055 Fax: 435-245-5057  
 www.gwpark.com

10/06/2021  
 Quote #104700-01-03

## Arneill Ranch Park Playground Equipment Option 3

Pleasant Valley Recreation & Park District  
 Attn: Nick Marienthal  
 1605 E Burnley Street  
 Camarillo, CA 93010  
 Phone: 805-482-5398  
 nmarienthal@pvrpd.org

Ship to Zip 93010

| Quantity        | Part #  | Description   | Unit Price                | Amount        |
|-----------------|---------|---|---------------------------|---------------|
| 1               | RDU     | GameTime - Custom Structure -<br>Reference drawing #104700-01-opt 3   | \$90,562.00               | \$90,562.00   |
| 1               | RDU     | GameTime - Swings -<br>Reference drawing #104700-01-opt 3   | \$3,383.00                | \$3,383.00    |
| 1               | 14927   | GameTime - NDS Play On Sign Package   |                           |               |
| 1               | INSTALL | Install - Mobilization to Camarillo Arneill Ranch Park-<br>Prevailing wage  | \$2,591.00                | \$2,591.00    |
| 212             | INSTALL | Install - Installation of new concrete curb 6"W x 8"D 212LF-<br>Prevailing wage                                       | \$44.69                   | \$9,474.28    |
| 1               | INSTALL | Install - Demolition of existing structure bench and trash can-<br>Prevailing wage                                    | \$2,384.00                | \$2,384.00    |
| 4746            | INSTALL | Install - Excavation and disposal of 4746SF of existing sand grass and earth 12"depth-<br>Prevailing wage             | \$3.89                    | \$18,461.94   |
| 1               | INSTALL | Install - Demolition and removal of concrete curb border and sidewalk around playground area-<br>Prevailing wage      | \$3,472.00                | \$3,472.00    |
| 223             | INSTALL | Install - My Bark EWF Blown in Price is per cubic yard and includes freight tax and filter fabric-<br>Prevailing wage | \$98.00                   | \$21,854.00   |
| Contract: OMNIA |         |   | <b>Sub Total</b>          | \$152,182.22  |
|                 |         |   | <b>Discount</b>           | (\$21,950.59) |
|                 |         |   | <b>Material Surcharge</b> | \$13,097.45   |
|                 |         |   | <b>Freight</b>            | \$5,900.00    |
|                 |         |   | <b>Tax</b>                | \$6,169.16    |
|                 |         |   | <b>Total</b>              | \$155,398.24  |

**Comments**

Your sales rep is Tyler Kyriopoulos. Please reach out to Tyler at 435-760-5103 if you should have any questions regarding this quote.

Pricing is subject to change. Request updated pricing when purchasing from quotes more than 30 days old.

**\*\*Material Surcharge reflects raw material price increase\*\***

Shipping to Site Address:  
 1301 Sweetwater Ave  
 Camarillo, CA 93010

\*Freight charges are based on listed zip code and are subject to change, if shipping information changes.

Prevailing Wages

Omnia #1132289





GameTime C/O Great Western Recreation  
 P.O. Box 680121  
 Fort Payne, AL 35967  
 Office: 435-245-5055 Fax: 435-245-5057  
 www.gwpark.com

10/06/2021  
 Quote #104700-01-03

## Arneill Ranch Park Playground Equipment Option 3

**Remit Payment to:**

GameTime  
 P.O. Box 680121  
 Fort Payne, AL 35968

**Taxes:**

All applicable taxes will be added at time of invoicing unless otherwise included or a tax-exempt certificate is provided. If sales tax exempt, you must provide a copy of certificate to be considered exempt.

**Prices:**

FOB Factory.

**Orders:**

All orders shall be in writing by purchase order, contract, or similar document made out to PlayCore Wisconsin Inc., dba GameTime. Standard GameTime equipment orders over \$100,000 may require a deposit of 25% at the time of order and an additional 25% at or before order ships. Standard orders with equipment, installation and surfacing are requested to be split billed. Equipment, Taxes & Freight as noted above. Installation and Surfacing billed as completed and Due Upon Receipt.

**Terms:**

Cash With Order Discount-(CWO)-Orders for GameTime equipment paid in full at time of order via check, Electronic Funds Transfer (ACH or wire) are eligible for a three percent (3%) cash with order discount. Credit terms are Net 30 days, subject to approval by the GameTime Credit Manager. A completed credit application must be submitted and approved prior to the order being received. Please allow at minimum 2 days for the credit review process. GameTime may also require: Completed Project Information Sheet (if applicable) Copies of Payment and Performance Bonds (if applicable) A 1.5% per month finance charge will be imposed on all past due invoices. Retainage not accepted. Orders under \$5,000 require payment with order.

DIR# 1000015526 CSLB#855664

**INSTALLATION CONDITIONS:**

- **ACCESS:** Site should be clear, level and allow for unrestricted access of trucks and machinery.
- **STORAGE:** Customer is responsible for providing a secure location to off-load and store the equipment during the installation process. Once equipment has delivered to the site, the owner is responsible should theft or vandalism occur unless other arrangements are made and noted on the quotation.
- **FOOTER EXCAVATION:** Installation pricing is based on footer excavation through earth/soil only. Customer shall be responsible for unknown conditions such as buried utilities (public & private), tree stumps, rock, or any concealed materials or conditions that may result in additional labor or materials cost.
- **UTILITIES:** Owner is responsible for locating any private utilities.
- **ADDITIONAL COSTS:** Pricing is based on a single mobilization for installation unless otherwise noted. Price includes ONLY what is stated in this quotation. If additional site work or specialized equipment is required, pricing is subject to change.







GameTime C/O Great Western Recreation  
P.O. Box 680121  
Fort Payne, AL 35967  
Office: 435-245-5055 Fax: 435-245-5057  
www.gwpark.com

10/06/2021  
Quote #104700-01-03

## Arneill Ranch Park Playground Equipment Option 3

### ACCEPTANCE OF QUOTATION:

Acceptance of this proposal indicates your agreement to the terms and conditions stated herein.

Accepted By (printed): \_\_\_\_\_ Title: \_\_\_\_\_

Telephone: \_\_\_\_\_ Fax: \_\_\_\_\_

P.O. Number: \_\_\_\_\_ Date: \_\_\_\_\_

Purchase Amount: **\$155,398.24**

SALES TAX EXEMPTION CERTIFICATE #: \_\_\_\_\_ FEIN# \_\_\_\_\_

(PLEASE PROVIDE A COPY OF CERTIFICATE)

\_\_\_\_\_  
Salesperson's Signature                      Customer Signature

DIR Project # (California only) \_\_\_\_\_



GameTime C/O Great Western Recreation  
P.O. Box 680121  
Fort Payne, AL 35967  
Office: 435-245-5055 Fax: 435-245-5057  
www.gwpark.com

10/06/2021  
Quote #104700-01-03

## Arneill Ranch Park Playground Equipment Option 3

Customer Order Info:

**BILLING INFORMATION:**

Bill to: \_\_\_\_\_

Contact: \_\_\_\_\_

Address: \_\_\_\_\_

Address: \_\_\_\_\_

City, State: \_\_\_\_\_ Zip: \_\_\_\_\_

Tel: \_\_\_\_\_ Fax: \_\_\_\_\_

E-mail: \_\_\_\_\_

**SHIPPING INFORMATION (IF DIFFERENT FROM ABOVE):**

Ship to: \_\_\_\_\_

Contact: \_\_\_\_\_

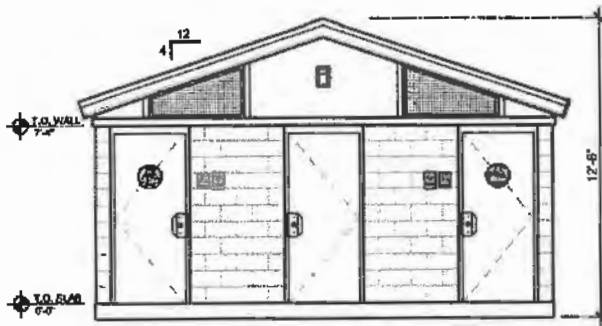
Address: \_\_\_\_\_

Address: \_\_\_\_\_

City, State: \_\_\_\_\_ Zip: \_\_\_\_\_

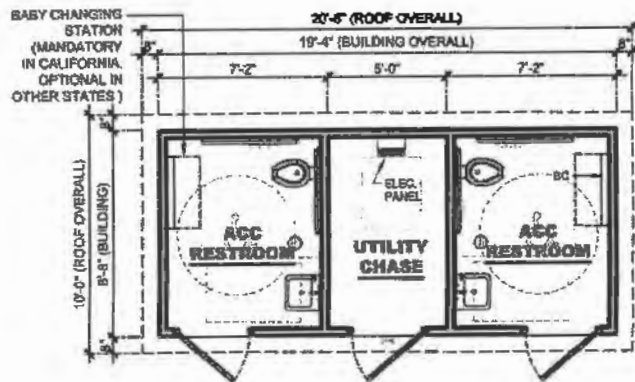
Tel: \_\_\_\_\_ Fax: \_\_\_\_\_

E-mail: \_\_\_\_\_



### ELEVATION

SCALE: 1/8"=1'0"



### FLOOR PLAN

SCALE: 1/8"=1'0"

NOTE: STAINLESS FIXTURES



### PERSPECTIVE

(FINISHES SUBJECT TO CHANGE)

RESTROOM BUILDING  
**PS-022**  
 PLAYGROUND SERIES

90 USERS/HR.

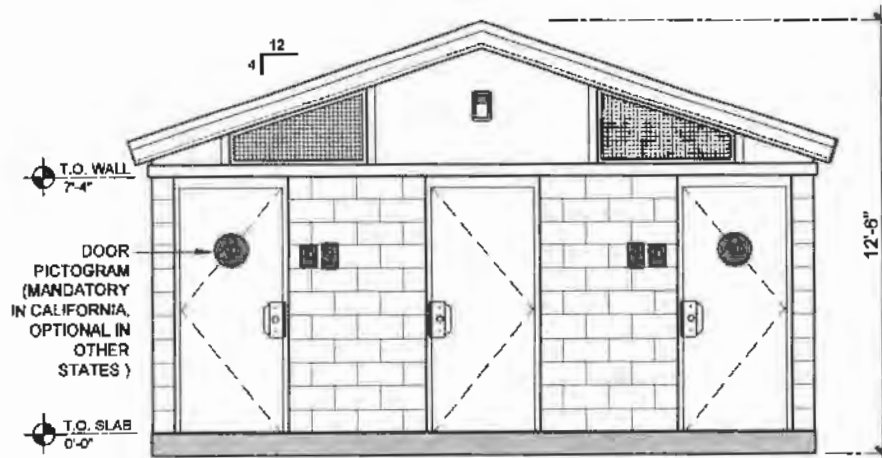


[www.PublicRestroomCompany.com](http://www.PublicRestroomCompany.com)

2587 BUSINESS PARKWAY  
 MINDEN NEVADA 89423  
 P: 888-888-2060 F: 888-888-1448

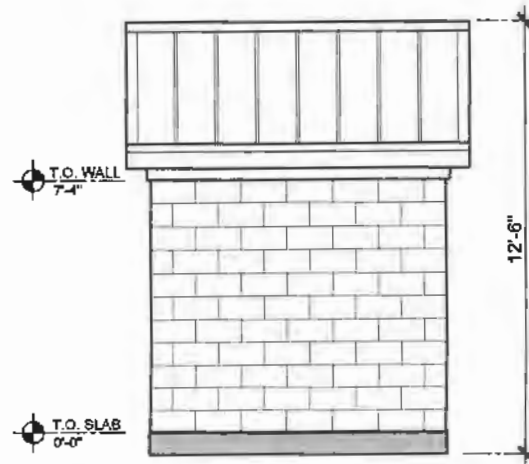
W/BOARD 2014

ARTIST IMPRESSION: 3D RENDERING ONLY FOR REPRESENTATION. COLORS AND MATERIALS ARE SUBJECT TO CHANGE. COPYRIGHT 2017, PUBLIC RESTROOM COMPANY THIS MATERIAL IS THE EXCLUSIVE PROPERTY OF PUBLIC RESTROOM COMPANY AND SHALL NOT BE REPRODUCED, USED OR INCLOSED TO OTHERS EXCEPT AS AUTHORIZED BY THE WRITTEN PERMISSION OF PUBLIC RESTROOM COMPANY.



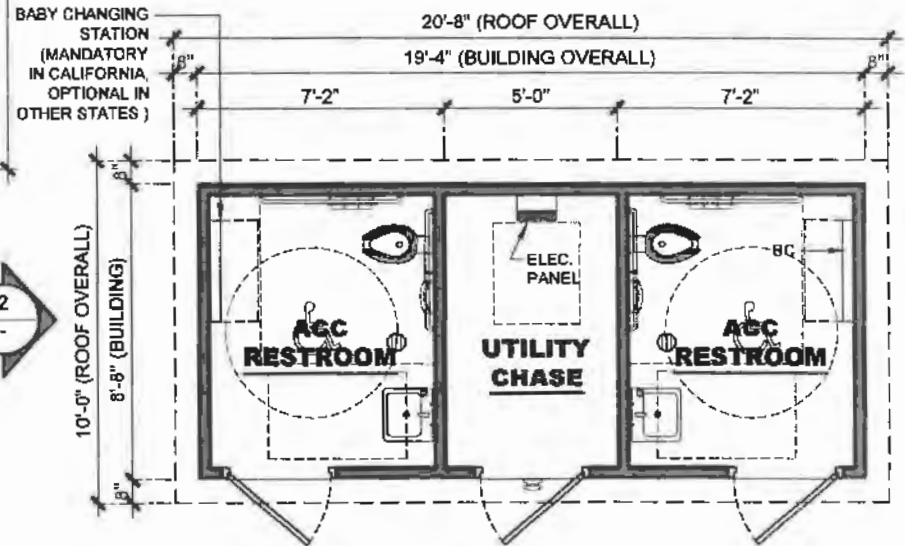
**ELEVATION 1**

SCALE: 3/16"=1'-0"



**ELEVATION 2**

SCALE: 3/16"=1'-0"



**FLOOR PLAN**

SCALE: 3/16"=1'0"

W/ STAINLESS STEEL FIXTURE



COPYRIGHT 2019 PUBLIC RESTROOM COMPANY THIS MATERIAL IS THE EXCLUSIVE PROPERTY OF PUBLIC RESTROOM COMPANY AND SHALL NOT BE REPRODUCED, USED, OR DISCLOSED TO OTHERS EXCEPT AS AUTHORIZED BY THE WRITTEN PERMISSION OF PUBLIC RESTROOM COMPANY.

BUILDING TYPE:

**RESTROOM BUILDING**

PROJECT:

**PS-022  
CITY, STATE**

REVISION #

REVISION DATE:

SHEET#

-

DRAWN BY:

PROJECT #:

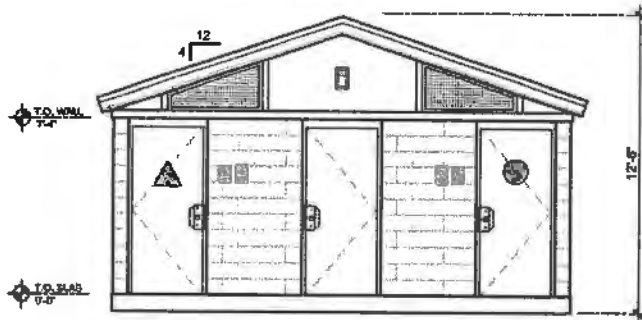
START DATE:

MAX. PERSON / HOUR:

-

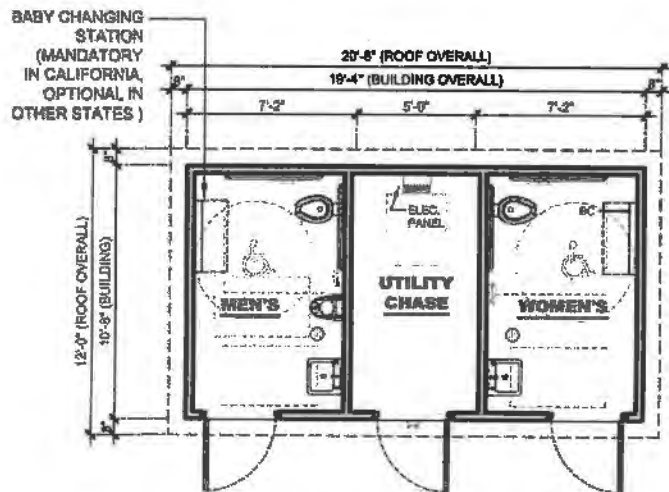
DRAWN BY:

**90 S**



### ELEVATION

SCALE: 1/8"=1'0"



### FLOOR PLAN

SCALE: 1/8"=1'0"

NOTE: STAINLESS FIXTURES

NOTE:  
DOOR PICTOGRAM  
(MANDATORY IN CALIFORNIA)  
OPTIONAL IN OTHER STATES



### PERSPECTIVE

(FINISHES SUBJECT TO CHANGE)

RESTROOM BUILDING

# PS-122

## PLAYGROUND SERIES

90 USERS/HR.



[www.PublicRestroomCompany.com](http://www.PublicRestroomCompany.com)

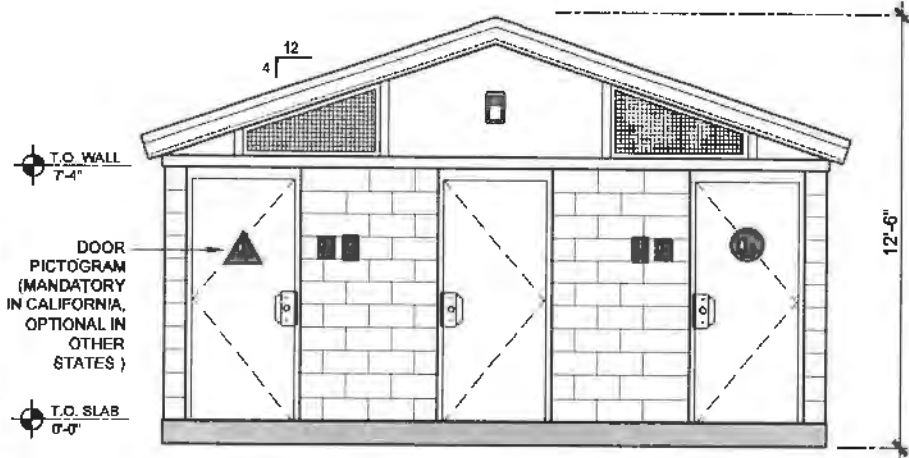
2587 BUSINESS PARKWAY  
MINDEN NEVADA 89423

P: 888-888-2060 F: 986-888-1448

BUYBOARD 2019

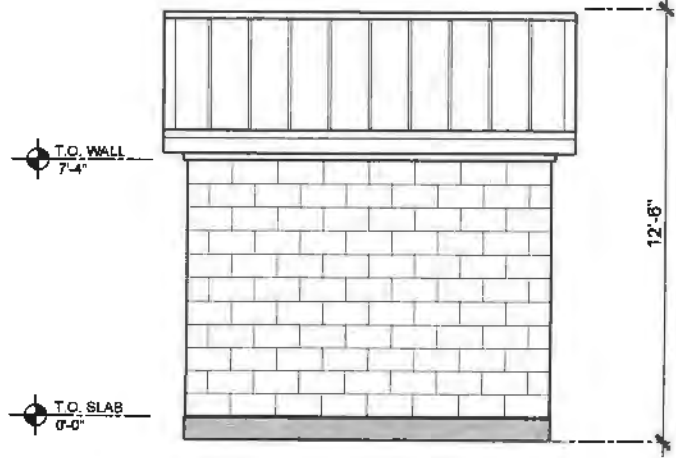
ARTIST IMPRESSION: 3D RENDERING ONLY FOR REPRESENTATION. COLORS AND MATERIALS ARE SUBJECT TO CHANGE. COPYRIGHT 2017, PUBLIC RESTROOM COMPANY THIS MATERIAL IS THE EXCLUSIVE PROPERTY OF PUBLIC RESTROOM COMPANY AND SHALL NOT BE REPRODUCED, USED OR DISCLOSED TO OTHERS EXCEPT AS AUTHORIZED BY THE WRITTEN PERMISSION OF PUBLIC RESTROOM COMPANY.

PLAYGROUND SERIES



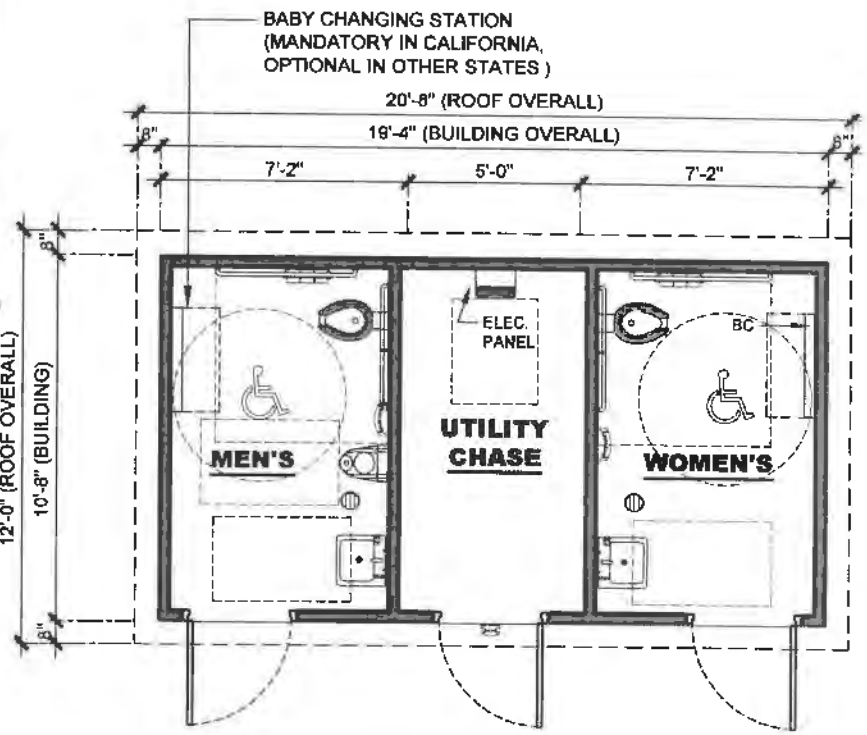
**ELEVATION 1**

SCALE: 3/16"=1'-0"



**ELEVATION 2**

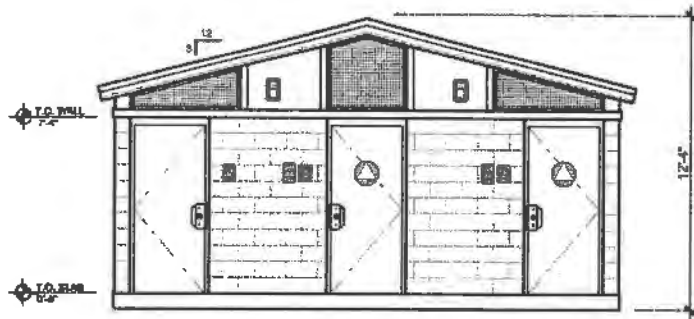
SCALE: 3/16"=1'-0"



**FLOOR PLAN**

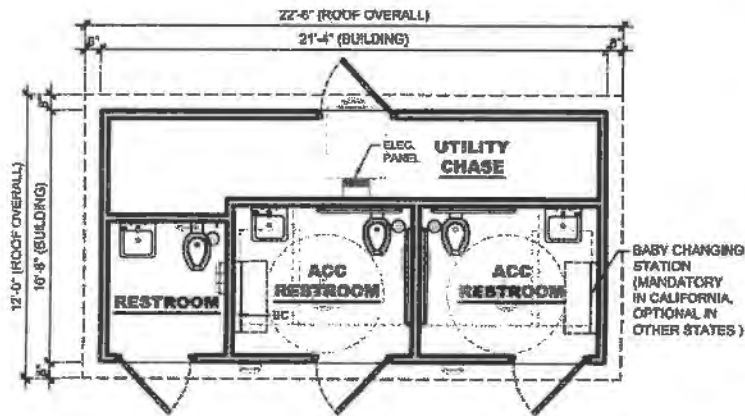
SCALE: 3/16"=1'-0"  
W/ STAINLESS STEEL FIXTURE

|  |   |                |                               |            |                |                                    |
|--|---|----------------|-------------------------------|------------|----------------|------------------------------------|
|  | COPYRIGHT 2019, PUBLIC RESTROOM COMPANY THIS MATERIAL IS THE EXCLUSIVE PROPERTY OF PUBLIC RESTROOM COMPANY AND SHALL NOT BE REPRODUCED, USED, OR DISCLOSED TO OTHERS EXCEPT AS AUTHORIZED BY THE WRITTEN PERMISSION OF PUBLIC RESTROOM COMPANY. | BUILDING TYPE: | <b>RESTROOM BUILDING</b>      | REVISION # | REVISION DATE: | SHEET#                             |
|  |   | PROJECT:       | <b>PS-122<br/>CITY, STATE</b> | -          | DRAWN BY: -    | MAX. PERSON / HOUR:<br><b>90 S</b> |
|  |   |                |                               | PROJECT #: | START DATE: -  |                                    |
|  |   |                |                               | -          | DRAWN BY: -    |                                    |



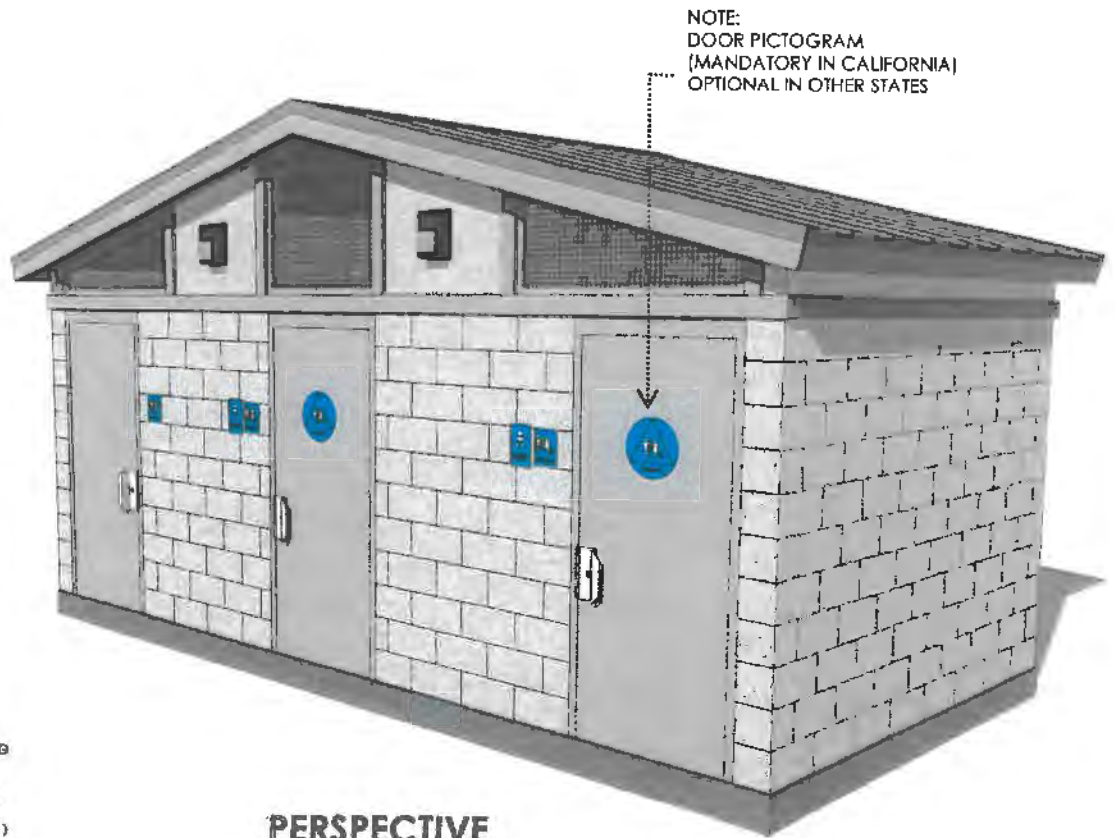
**ELEVATION**

SCALE: 1/8"=1'0"



**FLOOR PLAN**

SCALE: 1/8"=1'0"  
NOTE: STAINLESS FIXTURES



**PERSPECTIVE**  
(FINISHES SUBJECT TO CHANGE)

**RESTROOM BUILDING**  
**PS-033**  
**PLAYGROUND SERIES**

**135** USERS/HR.

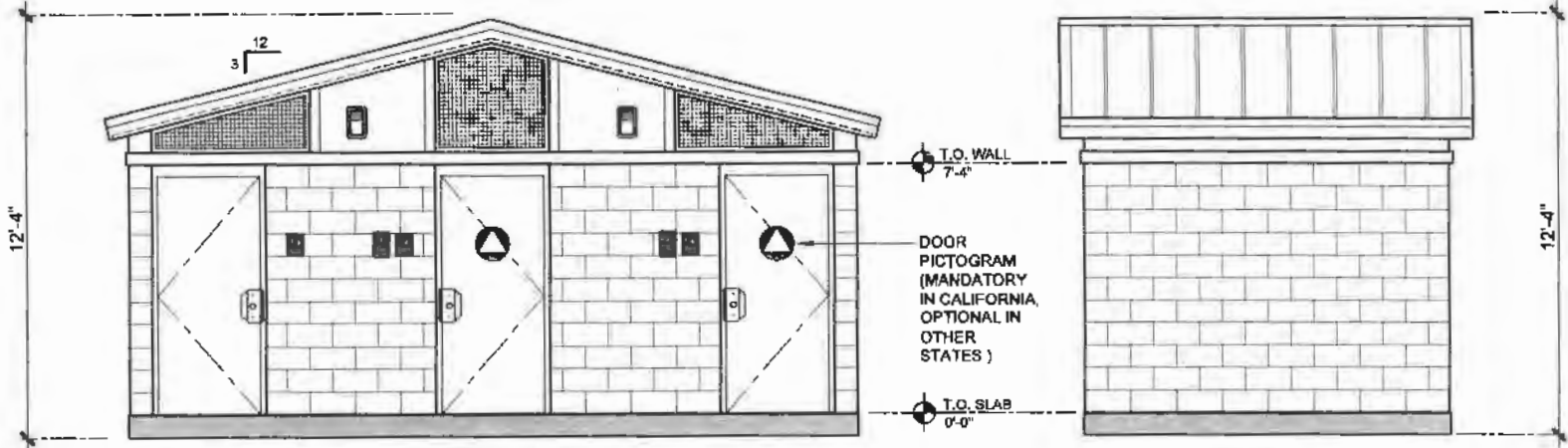


[www.PublicRestroomCompany.com](http://www.PublicRestroomCompany.com)  
2387 BUSINESS PARKWAY  
MINDEN NEVADA 89423  
P: 888-888-2060 F: 888-888-1448

ARTIST IMPRESSION: 3D RENDERING ONLY FOR REPRESENTATION. COLORS AND MATERIALS ARE SUBJECT TO CHANGE. COPYRIGHT 2017, PUBLIC RESTROOM COMPANY. THIS MATERIAL IS THE EXCLUSIVE PROPERTY OF PUBLIC RESTROOM COMPANY, AND SHALL NOT BE REPRODUCED, USED OR DISCLOSED TO OTHERS EXCEPT AS AUTHORIZED BY THE WRITTEN PERMISSION OF PUBLIC RESTROOM COMPANY.

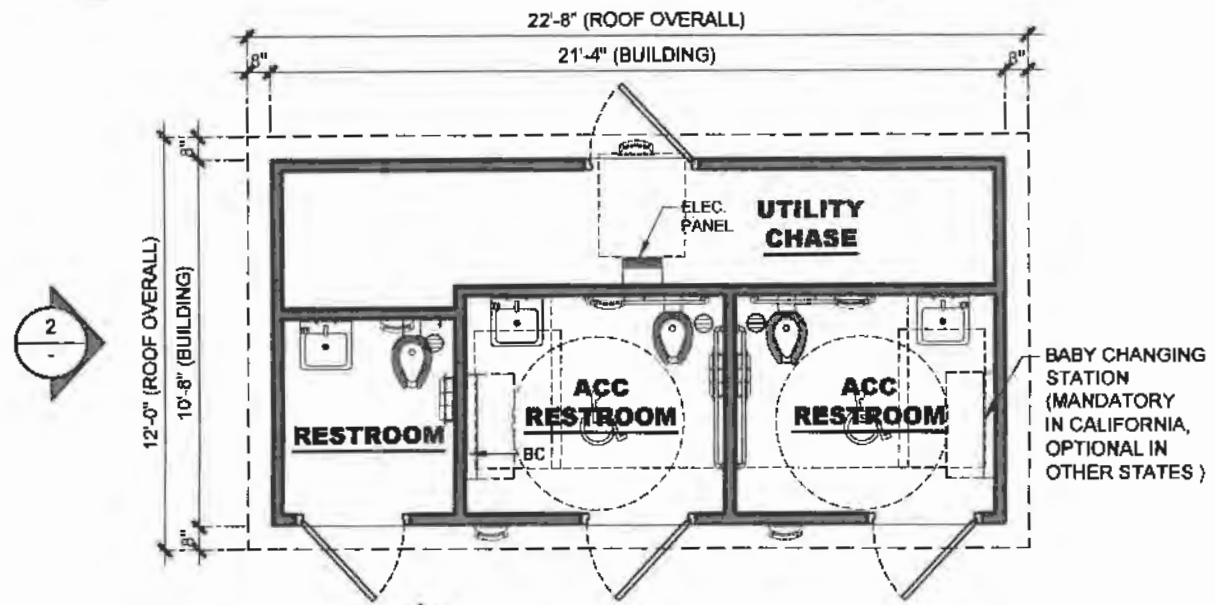
BUYBOARD 2019

PLAYGROUND SERIES



**ELEVATION 1**  
SCALE: 3/16"=1'-0"

**ELEVATION 2**  
SCALE: 3/16"=1'-0"



**FLOOR PLAN**  
SCALE: 3/16"=1'-0"  
W/ STAINLESS STEEL FIXTURE



COPYRIGHT 2018, PUBLIC RESTROOM COMPANY THIS MATERIAL IS THE EXCLUSIVE PROPERTY OF PUBLIC RESTROOM COMPANY AND SHALL NOT BE REPRODUCED, USED, OR DISCLOSED TO OTHERS EXCEPT AS AUTHORIZED BY THE WRITTEN PERMISSION OF PUBLIC RESTROOM COMPANY.

|                |                               |
|----------------|-------------------------------|
| BUILDING TYPE: | <b>RESTROOM BUILDING</b>      |
| PROJECT:       | <b>PS-033<br/>CITY, STATE</b> |

|            |                |                                     |
|------------|----------------|-------------------------------------|
| REVISION # | REVISION DATE: | SHEET#                              |
| -          | DRAWN BY: -    |                                     |
| PROJECT #: | START DATE:    | MAX. PERSON / HOUR:<br><b>135 S</b> |
| -          | DRAWN BY: -    |                                     |





Scan and email your application to [grant@gametime.com](mailto:grant@gametime.com) or fax your completed application to 423-648-5902.

### Instructions

Read carefully

Please complete the appropriate sections of the application form. Once completed, validate the information by means of the project administrator's signature. Immediately return the completed and signed application form to your GameTime representative.

### Project Info

List contact info and address of your project

**Project Name:** \_\_\_\_\_ **Type:** \_\_\_\_\_  
**Address:** \_\_\_\_\_  
**City:** \_\_\_\_\_ **State:** \_\_\_\_\_ **Zip:** \_\_\_\_\_  
**Contact Person:** \_\_\_\_\_ **Title:** \_\_\_\_\_  
**Phone:** \_\_\_\_\_ **Fax:** \_\_\_\_\_ **E-mail:** \_\_\_\_\_

### Background

Please provide a description of your organization, its goals, and why it should be considered for a grant.

\_\_\_\_\_  
\_\_\_\_\_  
\_\_\_\_\_  
\_\_\_\_\_

### Site Info

List specific info about the area in which the play equipment will be located

**Number of players:** \_\_\_\_\_ **Age range:** \_\_\_\_\_ **Total play area size:** \_\_\_\_\_ **Is the site level?:** \_\_\_\_\_  
**Special site conditions:** (utilities, retaining walls, soil conditions, excessive slope, concrete slab, etc)  
\_\_\_\_\_  
\_\_\_\_\_

### Budget Info

List your actual contribution to the play equipment purchase only.

**Dollar amount you want GameTime to match:** \_\_\_\_\_

### Funding Choices

Select the type(s) of funding in which you are interested.

- Up to 100% matching funds on play systems
- Up to \$25,000 in funds for obstacle courses
- Up to \$7,000 in funds for outdoor fitness equipment

### Rules & Limitations

Read carefully

#### Grant Rules and Limitations:

To qualify for up to 100% matching grant, list price of the qualifying playground system must exceed \$75,000, and payment in full must accompany your order. For play systems with a list price of less than \$75,000 and greater than \$15,000 with payment in full, GameTime playground grants are available with matching funds up to 75%. For play systems that exceed \$15,000, and purchased with credit terms, matching funds are available up to 60%. Matching funds are subject to rounding rules and may vary based on qualified purchase. No other offer, discount, or special programs can be used with this grant program. This special matching fund offer applies to PowerScape, PrimeTime, Xscape, and IONiX systems only. THRIVE (up to \$7,000), Gtfit (up to \$7,000), Challenge Course (up to \$25,000), and KidCourse (up to \$25,000) are also eligible for funding from GameTime. Modern City adventure climbing systems are eligible for up to \$20,000 in funding. All applications must be validated by the project administrator. GameTime reserves the right to decline any application for a GameTime grant. Orders accepted by GameTime must ship by December 31, 2021. GameTime will accept grant orders until November 2, 2021, or until all eligible funds are disbursed, whichever comes first. GameTime reserves the right to terminate this offer at any time without notice. GameTime playground grants can only be applied to additional GameTime purchases and only in conjunction with the original purchase. Standard policies and warranties as listed in the 2021 GameTime Playground Design Guide apply. Freight and applicable sales tax are extra and not included. Material surcharges apply.

### Authorization Signature

Project administrator's signature

**Authorized Signature:** \_\_\_\_\_ **Date:** \_\_\_\_\_  
**Name (please print):** \_\_\_\_\_ **Title:** \_\_\_\_\_